

PATLITE®

GENERAL CATALOG



#1 Global Share
in Signaling Devices





※ 2023, Global Info Research

www.patlite.com

Product Index

Series	Product Name	Page	Series	Product Name	Page			
<i>B</i>	BD-A	Audible Alarm for Panel Mounting	83	<i>M</i>	ME-A	Signal Tower	58	
	BDV	MP3 Voice Annunciator for Panel Mounting	84		MES-A	Signal Tower	58	
	BK	Audible Alarm for Panel Mounting	85		MP	Signal Tower	59	
	BKV	MP3 Voice Annunciator for Panel Mounting	86		MPS	Signal Tower	59	
	<i>C</i>	BM	Audible Alarm	81	<i>N</i>	NBM	Interface Converter	32
		BSV	Slim MP3 Voice Annunciator	82		NE+FB295	Signal Beacon (IP69K Rated)	75
		BSV-L	Slim MP3 Voice Annunciator	82		NE-A	Signal Beacon	73
		CLA-A	LED Work Light	100		NE-IL	IO-Link Signal Beacon	29
CLE		LED Work Light	106	NE-USB		USB Controlled Multicolor Signal Beacon	26	
CLK(-A)		LED Work Light	102	NHB		Network Signal Tower	17	
CLN-A		LED Work Light	105	NHV		Network Signal Tower with Voice Annunciator	13	
CWA		LED Work Light	101	<i>P</i>	PFH	Battery-powered Signal Beacon	80	
CWF	LED Work Light	99	PHC		Interface Converter	33		
CWK	LED Work Light	104	PHE		Interface Converter with Signal Tower	31		
<i>E</i>	EDLR	Signal Tower	66	<i>R</i>	REL	Signal Beacon	78	
	EHS	Audible Alarm Horn	87		RFT	Rotating Beacon with Audible Alarm	95	
	EHV	MP3 Voice Annunciator Horn	88		RFV	Rotating Beacon with MP3 Voice Annunciator	96	
<i>F</i>	FV-127JP	MP3 File Playback Circuit Board	89		RLR	Rotating Beacon	76	
<i>H</i>	HSST	Signal Tower with Switch Box	57		RT-A	Rotating Beacon with Audible Alarm Horn	93	
<i>L</i>	LA6	Multi-color LED Signal Tower	37		RT-VF	Rotating Beacon with MP3 Voice Annunciator Horn	94	
	LA6-POE	Multi-color LED Signal Tower	21		<i>S</i>	SF08 / SF10	Multi-Function Beacon	71
	LB6-IL	IO-Link Signal Tower	11	SKH / SKP / SKS		Rotating Beacon	69	
	LFH	Signal Beacon	77	SKH-EA		Small Rotating Beacon	80	
	LKEH-F□	Signal Tower with Horn	91	SL08 / SL10 / SL15		Signal Beacon	67	
	LKEH-FV	Signal Tower with MP3 Voice Annunciator Horn	91	<i>W</i>	WD PRO	Wireless Data Acquisition System	34	
	LPT	Warning Light	79		WDR-Z2-PRO	Wireless Data Acquisition System	35	
	LR4	Signal Tower	39		WD-Z2	Wireless Data Acquisition System	36	
	LR4-WC	Signal Tower	50		WE	Wall Mount Signal Tower	63	
	LR5	Signal Tower	39		WE-LAN	Wall Mount Signal Tower (LAN)	23	
	LR6	Signal Tower	39		WEP	Wall Mount Signal Tower	63	
	LR6+FB295	Signal Tower (IP69K Rated)	51		WME-D	Wall Mount Signal Tower	64	
	LR6-IL	IO-Link Signal Tower	27					
	LR6-USB	USB Signal Tower	25					
	LR7	Signal Tower	39					
	LS7	Signal Tower	61					
	LR10	Signal Tower	53					

IO-Link / LAN / USB / PoE / Wireless




	 New	 New	 New	
Page Number	P.11	P.13	P.17	P.21
Product Name	IO-Link Signal Tower	Network Signal Tower with Voice Annunciator	Network Signal Tower	Multi-color LED Signal Tower
Series	LB6-IL	NHV	NHB	LA6-POE
Size (mm)	Φ60	Φ40 / Φ60	Φ40 / Φ60	Φ60
Conformity Standards	CE / RoHS / UKCA / UL FCC / KC	CE / RoHS / UKCA / UL FCC / KC	CE / RoHS / UKCA / UL FCC / KC	CE / RoHS / UKCA / UL FCC / KC
IP/NEMA	IP65	IP20	IP20	IP20 (stationary mounting) / IP54 (direct mounting)
Mounting Location	Indoor	Indoor	Indoor	Indoor
Mounting Direction	Upright	Upright	Upright	Upright / Inverted
Ambient Temperature	-20°C ~ +50°C	0°C ~ +40°C	0°C ~ +40°C	-10°C ~ +50°C
Communication Interface	IO-Link	Ethernet	Ethernet	Ethernet (PoE)
Supported Protocols	-	HTTP(S) / SSH / RSH / PING / SNMP(v3,v2c.v1) / SOCKET	HTTP(S) / SSH / RSH / PING / SNMP(v3,v2c.v1) / SOCKET	HTTP(S) / Modbus TCP SOCKET
Luminous Color	Red, Amber, Lemon, Green, Cyan, Blue, Purple, White and Multi-color (21 colors)	Red, Amber, Green, Blue, White and Multi-color (7 colors)	Red, Amber, Green, Blue, White and Multi-color (7 colors)	Multi-color (21 colors)
Light Pattern	Blinking / Gradation blinking / Flashing	Continuous On / Blinking / Flashing	Continuous On / Blinking / Flashing	Continuous On / Blinking / Flashing
Modularity of LED Unit	-	✓	✓	-
Flashes per Minute	Blinking: 30 / 90 / 120 Flashing: 60 / 90 / 120	60 / 120	60 / 120	30 / 60 / 120
Sound Pressure (dB)	88	88 (Adjustable volume)	80 (Adjustable volume)	85 (Adjustable volume)
Number of Alarm Sounds	8	71	5	11
Number of Inputs (bit/binary)	-	4 (D Type & DP Type)	-	7 / 31
Number of Outputs	-	2 (D Type & DP Type)	-	-
Remarks	M12 Connector connection	Email Sending, Text-to-Speech, Cloud-Compatible	Cloud-Compatible	-

	 New		 New	
Page Number	P.23	P.25	P.26	P.27
Product Name	Wall Mount Signal Tower (LAN)	USB Signal Tower	USB Controlled Multicolor Signal Beacon	IO-Link Signal Tower
Series	WE-LAN	LR6-USB	NE-USB	LR6-IL
Size (mm)	90(W)x206(H)x37.5(D)	Φ60	Φ56	Φ60
Conformity Standards	CE / RoHS / UKCA / UL FCC / KC	CE / RoHS / UKCA / UL FCC / KC	CE / RoHS / UKCA / UL FCC / KC	CE / RoHS / UKCA / UL FCC / KC
IP/NEMA	IP23	IP65	IP20 / IP65	IP65 / NEMA TYPE 4X, 13
Mounting Location	Indoor / Wall Mounting	Indoor	Indoor	Indoor
Mounting Direction	Upright	Upright	All Directions / All Directions (Waterproofing Required: Upright Position Only)	Upright
Ambient Temperature	-10°C ~ +55°C	-20°C ~ +50°C	-20°C ~ +50°C -20°C ~ +60°C	-20°C ~ +50°C
Communication Interface	Ethernet	USB 2.0	USB 2.0	IO-Link
Protocols and Other Features	HTTP / Modbus TCP / SOCKET	DLL, Linux	DLL, Linux	-
Luminous Color	Multi-color (9 colors)	Red, Amber, Green, Blue, White, Multi-color (7 colors)	Multi-color (7 colors)	Red, Amber, Green, Blue, White, Multi-color (7 colors)
Light Pattern	Continuous On / Blinking / Flashing / Gradient / Flowing	Continuous On / 4 patterns	Continuous On / 6 patterns	Continuous On / Blinking / Flashing
Modularity of LED Unit	-	✓	-	✓
Flashes per Minute	30 / 60 / 120	-	-	60
Sound Pressure (dB)	88 / 78	80/70 (Adjustable volume)	65 / 85	84 (Adjustable volume)
Number of Alarm Sounds	7	4	1	1 (4 types)
Remarks	-	-	-	WDT-Z2 compatible





IO-Link / LAN / USB / PoE / Wireless





				
Page Number	P.29	P.31	P.32	P.33
Product Name	IO-Link Signal Beacon	Interface Converter with Signal Tower	Interface Converter	Interface Converter
Series	NE-IL	PHE-3FB3N	NBM-D88NN	PHC-D08N
Size (mm)	Φ56	Φ40	266(W)×42(H)×137.5(D)	117(W)×28(H)×100(D)
Conformity Standards	CE / RoHS / UKCA / UL FCC / KC	CE / RoHS / UKCA / UL FCC / KC	CE / RoHS / FCC	CE / RoHS / UL / FCC
IP/NEMA	IP65 / NEMA TYPE 4X, 13	IP20	IP20	IP20
Mounting Location	Indoor	Indoor	Indoor	Indoor
Mounting Direction	Upright	Upright	Upright	Upright
Ambient Temperature	-25°C ~ +60°C	0°C ~ +40°C	0°C ~ +40°C	0°C ~ +40°C
Communication Interface	IO-Link	USB 2.0 / RS-232C	Ethernet	USB 2.0 / RS-232C
Protocols and Other Features	-	Original protocol	HTTP / RSH / PING SNMP(v2c.v1) / SOCKET	-
Luminous Color	Red, Amber, Green, Blue, Cyan, Purple, White	Red, Amber, Green	-	-
Light Pattern	Continuous On / Blinking / Pulse	Continuous On / Blinking	-	-
Modularity of LED Unit	-	✓*	-	-
Flashes per Minute	Determined by programming	37.5 / 75	-	-
Sound Pressure (dB)	88	80	-	-
Number of Alarm Sounds	8	4 (Adjustable volume)	-	-
Number of Inputs (bit/binary)	-	-	8	-
Number of Outputs	-	-	8	8
Remarks	Touch sensor	-	Sends e-mail alerts	-

* Cannot add additional tiers.

			
Page Number	P.34	P.35	P.36
Product Name	Wireless Data Acquisition System		
Series	WD PRO	WDR-Z2-PRO	WDT-Z2 (LR/6M/5E)
Size (mm)	Φ60	120(W)×158(H)×40(D)	Φ40 / Φ50 / Φ60
Conformity Standards	CE / RoHS / UL / FCC / KC	CE / RoHS / UL / FCC	CE / RoHS / UL / FCC / KC
IP/NEMA	IP65 / NEMA TYPE 4X, 13	IP20	Conforms to signal tower to be used
Mounting Location	Indoor	Indoor	Indoor
Mounting Direction	Upright	Horizontal / Wall / Ceiling	Upright
Ambient Temperature	-10°C ~ +50°C	-10°C ~ +50°C	-10°C ~ +50°C
Communication Interface	RS232C	Ethernet (PoE) / USB	-
Protocols and Other Features	-	Modbus TCP / Socket	-
Luminous Color	-	-	-
Light Pattern	-	-	-
Modularity of LED Unit	✓	-	✓
Flashes per Minute	-	-	-
Sound Pressure (dB)	-	-	-
Number of Alarm Sounds	-	-	-
Number of Inputs (bit/binary)	15	-	-
Remarks	-	Database compatible	-

Signal Tower

				 New
Page Number	p.37	p.39	p.50	p.51
Product Name	Multi-color LED Signal Tower	Signal Tower	Signal Tower	Signal Tower (IP69K Rated)
Series	LA6	LR	LR4-WC	LR6+FB295
Size (mm)	Φ60	Φ40 / Φ50 / Φ60 / Φ70	Φ40	Φ60
Conformity Standards	CE / RoHS / UKCA / UL FCC / KC / PSE	CE / RoHS / UKCA / UL FCC / KC	CE / RoHS / UL / FCC / KC	CE / RoHS / UKCA / UL FCC / KC
IP/NEMA	IP54 / IP65	IP65 / NEMA TYPE 4X, 13	IP65 / NEMA TYPE 4X, 13	IP67 / IP69K
Mounting Location	Indoor	Indoor	Indoor	Indoor
Mounting Direction	Upright	Upright	Upright	Upright
Ambient Temperature	-25°C ~ +60°C	-20°C ~ +50°C	-20°C ~ +50°C	-20°C ~ +50°C
Luminous Color	Multi-color (21 colors)	Red, Amber, Green, Blue, White, and Multi-color (7 colors)	-	Red, Amber, Green, Blue, White
Light Pattern	Continuous On / Blinking / Pulse	Continuous On / Blinking	-	Continuous On / Blinking
Modularity of LED Unit	-	✓	✓	✓
Flashes per Minute	60	60	-	60
Sound Pressure (dB)	85 (-5, -10 Sound reduction selectable)	85/85/88/90 (-10 Sound reduction selectable)	-	88 (-10 Sound reduction selectable)
Number of Alarm Sounds	11	4	-	4
Remarks	-	Compatible with Φ40 / Φ50 / Φ60 WDT-Z2	M12 Connector connection	-

	 New			
Page Number	P.53	p.57	P.58	P.59
Product Name	Signal Tower	Signal Tower with Switch Box	Signal Tower	Signal Tower
Series	LR10	HSST	ME-A / MES-A	MP / MPS
Size (mm)	Φ100	Φ50	Φ25	Φ30
Conformity Standards	CE / RoHS / UKCA / UL / KC	RoHS / FCC	CE / RoHS / UKCA / UL	CE / RoHS / UKCA / UL
IP/NEMA	IP66 / IP69K / NEMA TYPE 4X.13	IP54 (Signal tower only)	IP42	IP65
Mounting Location	Indoor / Outdoor	Indoor	Indoor	Indoor
Mounting Direction	Upright, Inverted	Upright	Upright	Upright
Ambient Temperature	-20°C ~ +50°C	0°C ~ +40°C	-10°C ~ +55°C	-30°C ~ +60°C
Luminous Color	Red, Amber, Green, Blue, White	Red, Amber, Green	Red, Amber, Green, Blue, White	Red, Amber, Green, Blue, White
Light Pattern	Continuous On / Blinking / Rotating / Flashing	Continuous On	Continuous On	Continuous On
Modularity of LED Unit	✓	✓	✓	✓
Flashes per Minute	Blinking: 60 Triple Flashing: 120	-	-	-
Sound Pressure (dB)	92	-	-	-
Number of Alarm Sounds	4	-	-	-
Remarks	-	Compatible with Φ50 WDT-Z2	-	-

Signal Tower



Page Number	P.61	P.63	P.64	P.66
Product Name	Signal Tower	Wall Mount Signal Tower	Wall Mount Signal Tower	Signal Tower
Series	LS7	WEP/WE	WME-D	EDLR
Size (mm)	Φ70	W90×D37.5	W70×D80	Φ228
Conformity Standards	CE / RoHS / UKCA / UL	CE / RoHS / UKCA / UL	CE / RoHS / UKCA / UL FCC / KC	RoHS
IP/NEMA	IP54 / IP65	IP54 / IP65	IP54	IP66
Mounting Location	Indoor	Indoor	Indoor	Indoor / Outdoor
Mounting Direction	Upright	Upright, Facing up or down, Sideways	Upright, Facing up or down, Sideways	Upright
Ambient Temperature	-30°C ~ +60°C	-30°C ~ +60°C	-10°C ~ +55°C	-20°C ~ +50°C
Luminous Color	Red, Amber, Green, Blue, White	Red, Amber, Green, Blue, White	Red, Amber, Green, Blue, White	Red, Amber, Green
Light Pattern	Continuous On / Blinking	Continuous On / Blinking	Continuous On / Blinking	Continuous On / Blinking
Modularity of LED Unit	-	-	✓	-
Flashes per Minute	60	60	60	60
Sound Pressure (dB)	85	90	93	-
Number of Alarm Sounds	2 (Adjustable volume)	2	2	-
Remarks	-	-	-	-



Page Number	P.67	P.69	P.71	P.73
Product Name	Signal Beacon	Rotating Beacon	Multi-Function Beacon	Signal Beacon
Series	SL	SK	SF	NE-A
Size (mm)	Φ80 / Φ100 / Φ150	Φ80 / Φ100 / Φ150	Φ80 / Φ100	Φ56
Light Source	LED	LED	LED	LED
Conformity Standards	CE / RoHS / UKCA / UL / FCC KC / EAC / PSE	CE / RoHS / UKCA / UL / FCC KC / EAC / PSE	CE / RoHS / UKCA / UL / FCC KC / EAC / PSE	CE / RoHS / UKCA / UL / FCC KC
IP/NEMA	IP23 / IP66 NEMA TYPE 4X, 13	IP23	IP23 / IP66 NEMA TYPE 4X, 13	IP65 / IP67 NEMA TYPE 4X, 13
Mounting Location	Indoor / Outdoor	Indoor / Outdoor	Indoor / Outdoor	Indoor
Mounting Direction	Indoor: Upright, Horizontal, Inverted; Outdoor: Upright	Indoor: Upright, Horizontal, Inverted; Outdoor: Upright	Indoor: Upright, Horizontal, Inverted; Outdoor: Upright	All Directions
Ambient Temperature	-20°C ~ +50°C	-10°C ~ +50°C	-20°C ~ +50°C	-25°C ~ +60°C
Luminous Color	Red, Amber, Green, Blue	Red, Amber, Green, Blue	Red, Amber, Green, Blue	Red, Amber, Green, Blue, White, and Multi-color (7 colors)
Light Pattern	Continuous On / Blinking / Flashing	Motorized rotation	22 light patterns	Continuous On / Blinking
Flashes per Minute	Blinking: 180, Triple-flash: 120	120	180/120/60; Single: 60; Double: 90; Triple: 120; Pulse: 20;	60 (multi-color type only)
Sound Pressure (dB)	88	88	88	88
Number of Alarm Sounds	1	1	1	2
Remarks	-	-	-	Touch sensor

Beacon



Page Number	P. 75	P. 76	P. 77	P. 78
Product Name	Signal Beacon (IP69K Rated)	Rotating Beacon	Signal Beacon	Signal Beacon
Series	NE+FB295	RLR	LFH	REL
Size (mm)	Φ56	Φ162	Φ100	Φ228
Light Source	LED	LED	LED	LED
Conformity Standards	CE / RoHS / UKCA / UL / ICES / KC	CE / RoHS / UKCA	CE* / RoHS / UKCA* / UL / FCC	RoHS
IP/NEMA	IP67 / IP69K	IP66	IP66	IP65
Mounting Location	Indoor	Indoor / Outdoor	Indoor / Outdoor	Indoor / Outdoor
Mounting Direction	All Directions	Upright, Inverted	Indoor: Upright, Horizontal, Inverted; Outdoor: Upright	Indoor: Upright, Horizontal, Inverted; Outdoor: Upright
Ambient Temperature	-25°C ~ +60°C	-30°C ~ +70°C (Except AC model)	-30°C ~ +70°C (Except AC model)	-20°C ~ +55°C
Luminous Color	Multi-color (7 colors)	Red, Amber, Green, Blue	Red, Amber, Green, Blue, White	Red, Amber
Light Pattern	Continuous On / Blinking	Motorized rotation	Flashing	Triple-flash
Flashes per Minute	60	105	110/140	110
Remarks	M12 Connector	-	-	-

* Excluding LFH-S/LFH-48



Page Number	P. 79	P. 80	P. 80
Product Name	Warning Light	Battery-powered Signal Beacon	Small Rotating Beacon
Series	LPT	PFH	SKH-EA
Size (mm)	86(W)×28(H)×13.5(D) 114.4(W)×43.4(H)×13.5(D)	Φ101	Φ100
Light Source	LED	LED	Incandescent bulb
Conformity Standards	CE / RoHS / UKCA / FCC / KC	RoHS / UKCA	CE* / RoHS* / UKCA*
IP/NEMA	IP68 / TYPE,4X,13	IP55	IP23
Mounting Location	Indoor / Outdoor	Indoor / Outdoor	Indoor / Outdoor
Mounting Direction	All Directions	Upright, Horizontal	Indoor: Upright, Horizontal, Inverted; Outdoor: Upright
Ambient Temperature	-30°C ~ +75°C	-10°C ~ +50°C	-30°C ~ +80°C (Except AC model)
Luminous Color	Red, Amber, Green, Blue	Red, Amber	Red, Amber, Green, Blue
Light Pattern	Flashing	Flashing	Motorized rotation
Flashes per Minute	400	46 / 92	170
Remarks	Vibration resistance 90 m/s ²	-	-

* 12V / 24V DC Only

Audible Alarms and MP3 Voice Annunciators

				
Page Number	P.81	P.82	P.83	P.84
Product Name	Audible Alarm	Slim MP3 Voice Annunciator	Audible Alarm for Panel Mounting	MP3 Voice Annunciator for Panel Mounting
Series	BM	BSV / BSV-L	BD-A	BDV
Size (mm)	Φ30 (Panel hole size)	□75	□80	□80
Conformity Standards	CE*1 / RoHS / UKCA*1	CE / RoHS / UKCA / UL / FCC	CE*2 / RoHS / UKCA*2 UL*2 / FCC*2	CE*2 / RoHS / UKCA*2
IP/NEMA	IP30 / IP34	IP54	IP54	IP54
Mounting Location	Indoor	Indoor / Outdoor	Indoor	Indoor / Outdoor
Mounting Direction	Indoor: Upright, Horizontal, Inverted; Outdoor: Upright	Indoor: Upright, Horizontal, Inverted; Outdoor: Upright	Upright, Sideways, Inverted	Indoor: Upright, Horizontal, Inverted; Outdoor: Upright
Ambient Temperature	-10°C ~ +60°C	-10°C ~ +50°C	-20°C ~ +55°C	-10°C ~ +50°C
Sound Pressure (dB)	75 / 80 / 85 / 90	87 (Adjustable volume)	90 (Adjustable volume)	87 (Adjustable volume)
Number of Alarm Sounds or Alarm Recording Length	2	15 · 63 seconds / 520 seconds	32	63.5 seconds
Number of Inputs (bit/binary)	2	4 / 15	4	4 / 15
Remarks	-	-	-	-

				
Page Number	P.85	P.86	P.87	P.88
Product Name	Audible Alarm for Panel Mounting	MP3 Voice Annunciator for Panel Mounting	Audible Alarm Horn	MP3 Voice Annunciator Horn
Series	BK	BKV	EHS	EHV
Size (mm)	□120	□120	166.5(W) × 149.5(H) × 198.2(D) (Horizontal mounting)	166.5(W) × 149.5(H) × 198.2(D) (Horizontal mounting)
Conformity Standards	CE*2 / RoHS / UKCA*2	CE*2 / RoHS / UKCA*2	CE*1 / RoHS*1 / UKCA*3 / UL*2 FCC*2 / KC*2	CE*1 / RoHS*1 / UKCA*3 / UL*2 FCC*2 / KC*2
IP/NEMA	IP54	IP54	IP65	IP65
Mounting Location	Indoor / Outdoor	Indoor / Outdoor	Indoor / Outdoor	Indoor / Outdoor
Mounting Direction	Indoor: Upright, Horizontal, Inverted; Outdoor: Upright	Indoor: Upright, Horizontal, Inverted; Outdoor: Upright	Upright, Sideways, Inverted	Upright, Sideways, Inverted
Ambient Temperature	-20°C ~ +50°C	-10°C ~ +50°C	-20°C ~ +50°C	-20°C ~ +50°C
Sound Pressure (dB)	95 (Adjustable volume)	95 (Adjustable volume)	110 (Adjustable volume)	Electronic sound 110: voice: 105 (Adjustable volume)
Number of Alarm Sounds or Alarm Recording Length	32	63 seconds	32	63 / 220 seconds
Number of Inputs (bit/binary)	8 / 32	5 / 31	8 / 32	8 / 63
Output	-	-	-	-
Remarks	-	-	-	-

*1. 24V AC / DC only *2. 12-24V DC only *3. 12-24V DC / 12-48V DC only

Audible Alarms and MP3 Voice Annunciators



Page Number P.89

Product Name	MP3 File Playback Circuit Board
Series	FV-127JP
Size (mm)	144(W) ×100(D)
Light Source	-
Conformity Standards	RoHS
IP/NEMA	-
Mounting Location	-
Mounting Direction	-
Ambient Temperature	-10°C ~ +50°C
Luminous Color	-
Light Pattern	-
Modularity of LED Unit	-
Flashes per Minute	-
Sound Pressure (dB)	Adjustable volume
Number of Alarm Sounds or Alarm Recording Length	8 / 240 min
Number of Inputs (bit/binary)	7 / 127
Remarks	4W

Hybrid Signaling Devices



P.91



P.91



P.93

Product Name	Signal Tower with Horn	Signal Tower with MP3 Voice Annunciator Horn	Rotating Beacon with Audible Alarm Horn
Series	LKEH-F□	LKEH-FV	RT-A
Size (mm)	Φ100	Φ100	Φ162
Light Source	LED	LED	Incandescent bulb
Conformity Standards	CE* / RoHS / UKCA* / UL	CE* / RoHS / UKCA* / UL	-
IP/NEMA	IP53	IP53	IP23
Mounting Location	Indoor / Outdoor	Indoor / Outdoor	Indoor / Outdoor
Mounting Direction	Upright	Upright	Upright
Ambient Temperature	-10°C ~ +50°C	-10°C ~ +50°C	-20°C ~ +50°C
Luminous Color	Red, Amber, Green, Blue, White	Red, Amber, Green, Blue, White	Red, Amber, Green, Blue
Light Pattern	Continuous On / Blinking	Continuous On / Blinking	Motorized rotation
Modularity of LED Unit	✓	✓	-
Flashes per Minute	60	60	115 / 105 / 95
Sound Pressure (dB)	105 (Adjustable volume)	105 (Adjustable volume)	105 (Adjustable volume)
Number of Alarm Sounds or Alarm Recording Length	32	63 seconds	32
Number of Inputs (bit/binary)	8 / 32	5 / 31	8 / 32
Remarks	-	-	-

* 24V DC only

* 24V DC only

Hybrid Signaling Devices



Page Number P.94



P.95



P.96

Product Name	Rotating Beacon with MP3 Voice Annunciator Horn	Rotating Beacon with Audible Alarm	Rotating Beacon with MP3 Voice Annunciator
Series	RT-VF	RFT	RFV
Size (mm)	Φ162	Φ100	Φ100
Light Source	Incandescent bulb	LED	LED
Conformity Standards	-	CE / RoHS / UKCA	CE / RoHS / UKCA
IP/NEMA	IP23	IP54	IP54
Mounting Location	Indoor / Outdoor	Indoor / Outdoor	Indoor / Outdoor
Mounting Direction	Upright	Indoor: Upright, Horizontal, Inverted; Outdoor: Upright	Indoor: Upright, Horizontal, Inverted; Outdoor: Upright
Ambient Temperature	-10°C ~ +50°C	-10°C ~ +50°C	-10°C ~ +50°C
Luminous Color	Red, Amber, Green, Blue	Red, Amber, Green, Blue	Red, Amber, Green, Blue
Light Pattern	Motorized rotation	Motorized rotation	Motorized rotation
Rotations per Minute	115 / 105 / 95	115	115
Sound Pressure (dB)	105 (Adjustable volume)	90 (Adjustable volume)	95 (Adjustable volume)
Number of Alarm Sounds or Alarm Recording Length	63 seconds	32 types	63.5 seconds
Number of Inputs (bit/binary)	4 / 15	8 / 32	4 / 15
Remarks	-	-	-

LED Illumination

				
Page Number	P.99	P.100	P.101	P.102
Product Name	LED Work Light	LED Work Light	LED Work Light	LED Work Light
Series	CWF	CLA-A	CWA	CLK / CLK-A
Size (mm)	300 / 600 / 900	100 / 200 / 300 / 600 / 900 / 1200	300 / 600 / 900	200 / 300 / 600
Conformity Standards	CE / RoHS / UL / FCC	CE / RoHS / UL	CE / RoHS / UL	CE / RoHS / UL
IP/NEMA	IP20	IP66 / IP67 / IP69K	IP65	IP66G / IP67G / IP69K
Mounting Location	Indoor	Indoor	Indoor	Indoor
Mounting Direction	All Directions	All Directions	All Directions	All Directions
Ambient Temperature	-20°C ~ +60°C	-40°C ~ +60°C	-30°C ~ +60°C	-40°C ~ +60°C
Luminous Color	Daylight	Daylight / Amber	Daylight	Daylight / Natural white
Remarks	-	-	-	-

LED Illumination

			
Page Number	P.104	P.105	P.106
Product Name	LED Work Light	LED Work Light	LED Work Light
Series	CWK	CLN-A	CLE-24
Size (mm)	200 / 300 / 600	□85	Φ82
Conformity Standards	CE / RoHS / UL	CE / RoHS / UL	CE / RoHS
IP/NEMA	IP66G / IP67G	IP66G / IP67G / IP69K	IP65F
Mounting Location	Indoor	Indoor	Indoor / Outdoor
Mounting Direction	All Directions	All Directions	All Directions
Ambient Temperature	-10°C ~ +50°C	-40°C ~ +60°C	-25°C ~ +60°C
Luminous Color	Daylight	Daylight	-
Remarks	-	-	-



IO-Link Signal Tower

LB6-IL

New



LB6-20ILWCNW

LB6-20ILWCBW

Φ60 mm	LED	Indoor Use	Upright Mounting	Ambient Temperature -20°C~+50°C	IO-Link	Multi-color (21 colors)
Continuous On	60/90/120 Flashes per Minute	88dB	8 Buzzer Sounds			
CE / RoHS10	UKCA	UL	FCC	KC	IP65	

Model Number Configuration


LB6-20ILWCBW

- ①
- ②
- ③
- ④

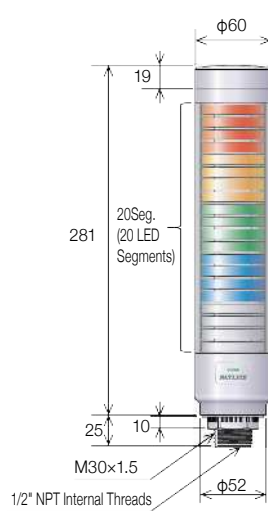
① Specifications 20IL = 20Seg. / IO-Link Control	② Installation WC = Direct Mount or 1/2" NPT Pipe / M12 Connector	③ Buzzer B = with Buzzer N = No Buzzer	④ Body Color W = Off-white
---	--	--	-------------------------------

Dimensions (mm)

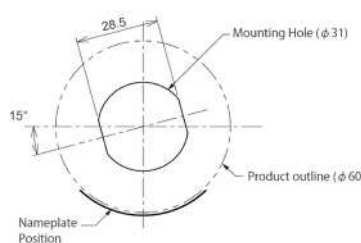
LB6-20ILWCBW



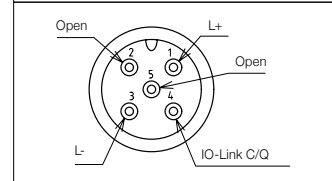
LB6-20ILWCNW



Mounting Dimensions



M12 Connector Pin layout



Optional Parts

For details refer to P. 107 to P. 112

Product Name	Model Number
Buzzer Unit	LB6-BW
Wall Mount Bracket	SZK-005W * Scheduled to be launched in the fall of 2023

Product List

Model Number	Size (mm)	Rated Voltage	Buzzer	Power Consumption	Mass
LB6-20ILWCBW	Φ 60	24V DC	✓	6W	0.59kg
LB6-20ILWCNW	Φ 60	24V DC	-	4.8W	0.54kg

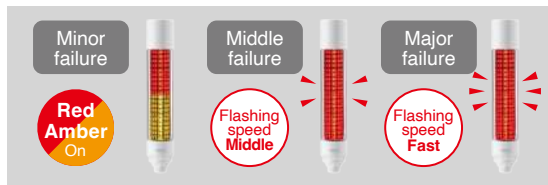
3 operating modes support various applications

Simple Mode

Visualization of equipment status



Effortlessly divide the lighting area into 1 to 5 tiers and freely set each tier's colors and flashing patterns.



Level Meter Mode

Visualization of tank level and temperature information



Preset lighting pattern can be activated depending on the tank level. Easily display material replenishment timing and machine status changes.



Animation Mode

Visualizing Takt Time of manufacturing process




Visualize elapsed time by changing the preset colors from bottom to top or from top to bottom.

Network Signal Tower with Voice Annunciator

NHV

New



HTTPS HTTP	SSH RSH	OAuth 2.0	TLS 1.3	SOCKET	SNMP	PING 24	Web Browser Settings
Send E-mail	Detect E-mail	IP v6/v4	Azure	AWS	88dB	RJ-45	Φ40 (NHV4)
Φ60 (NHV6)	Digital Contacts 4 Inputs 2 Outputs	PoE	CE / RoHS10	UKCA	UL	FCC	KC

Model Number Configuration

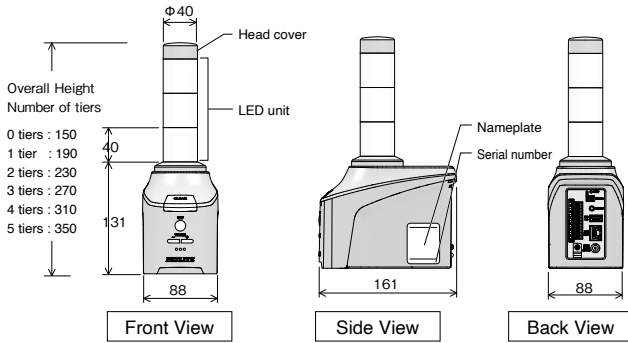
NHV4-3DN-RYG

① ② ③ ④

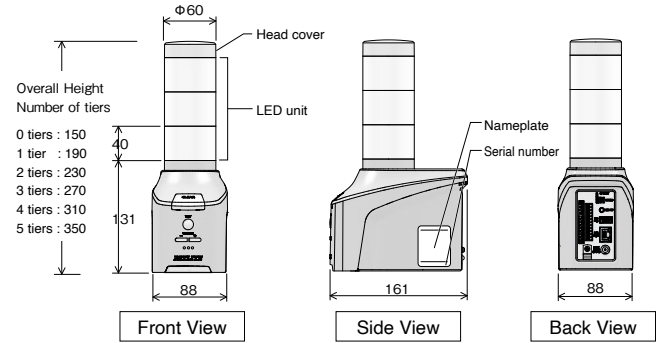
- | | | |
|---|---|--|
| <p>① Signal Tower
4 = LR4 (Φ40)
6 = LR6 (Φ60)</p> <p>② Number of LED Tiers
0 = None
3 = 3-tiers</p> | <p>③ Additional Function / AC Adapter
N = Standard Features. No AC adapter
DN = Contact input / output. No AC adapter
DP = Contact input / output. No AC adapter
(Supports PoE power supply)
MN = E-mail detection. No AC adapter</p> | <p>④ LED Unit Color
RYG = 3tiers (Red · Amber · Green)</p> |
|---|---|--|

Dimensions (mm)

NHV4 series



NHV6 series



Specifications

Model Number	NHV	NHV-D	NHV-DP	NHV-M
DC24V AC adapter * 1			○	
PoE Power Supply	—	—	○* 2	—
Mounting Method	Upright			
Network Communication Method	Ethernet (IEEE 802.3 at Compliant) 10BASE-T / 100BASE-TX / 1000BASE-T (Auto MDI/MDI-X)			
IP Network	IPv4/IPv6 Dual-stack			
IP Address Setup	Manual setting and DHCP auto setting			
Ambient Temperature	0°C to 40°C			
Ingress Protection	IP20			
Supported Protocols	HTTPS/HTTP, SSH, RSH, SMTPS/SMTP, IMAPS/IMAP, POP3S/POP3, SNMP(v3 / v2c / v1), NTP			
Alarm Sound	Buzzer Sounds: 5 kinds; Chime Sounds: 3 kinds; Voice Sounds: 3 kinds			
Volume Control	Adjust the volume with + / - volume control buttons			
Conformity Standards	UL62368-1, CSA C22.2 NO. 62368-1 FCC Part 15 Subpart B Class A EN 55032, EN 55035, EN IEC 63000 KS C 9610-6-4, KS C 9610-6-2* 3 TR CU 020, TR EEU 037* 3			

*1. N and DP models of each series are compatible with the AC adapter, the adapter is not supplied with the product.

*2. IEEE802.3at (PoE+) compliant. Please check the specifications of your device when powering with PoE.

*3. N and P model only

TTS (Text to Speech)



This unit is equipped with a "Text to Speech (TTS)" function that converts text data to voice. This makes it easy for customers to create voice messages, or text can be automatically read aloud by typing text in the command. In addition, since the voice synthesis engine is built into the main unit, voice conversion can occur even when offline (not connected to the internet).

Generate Voice File for Registration

Generate audio from text, register it to an audio channel, and play it back with a command. Compared to traditional recording methods, we have succeeded in dramatically reducing the time and effort required. (Custom recording service is also available depending on customer's convenience, application and preference.)



Voice File Registration

Create audio for registration directly from the web browser and easily assign it to any channel.




Voice File Generation from Command

Enter desired spoken characters directly into the command. When a command is received, the NHV will convert the text into speech and play it.

Command Example

`http://192.168.10.1/api/control?speech=Hello&lang=en`



Temperature of the primary warehouse is abnormal. Please check immediately.

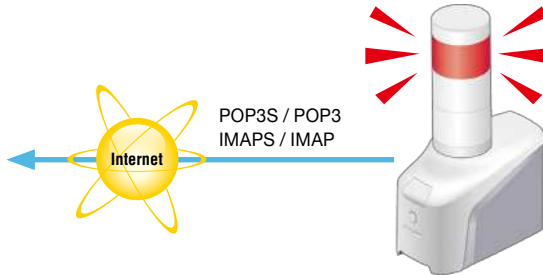
Mail Reception Detection (M Model)

The NHV-M unit accesses the mail server and will light up or play a message when emails that meet preset conditions are received. No PC is required because the NHV-M accesses the server directly, so no modification is needed to the existing system. It is compatible with "OAuth2.0*" as well as "Password Authentication".

* OAuth authentication is compatible with "Gmail" and "Outlook" only.

Important E-mail

- Order e-mail
- Error message
- Simultaneous communication to each branch, etc.



POP3S POP3
IMAPS IMAP

Received an urgent email. Please check immediately.

Detection Condition : "Sender (mail address)", "Subject" and "Body"
(Matches with above/ includes / does not include / starts with)
Number of Conditions : 20

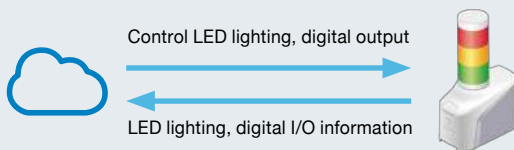
Cloud Communication

Supported Cloud Platforms: AWS, Microsoft Azure

■ AWS: Connect to AWS IoT Core

■ Azure: Connect to Azure IoT Hub/Azure IoT Central

Control LEDs and audio directly from the connected cloud service.



LINEUP



Error detected on the network

Standard model with high network security.




Digital Contacts
4 Inputs
2 Outputs

Standard NHV model plus 4 digital inputs and 2 digital outputs. Compatible with a wide range of applications, such as receiving outputs from sensors or controlling another device when the NHV is lit by sending digital contact outputs.



Digital Contacts
4 Inputs
2 Outputs
PoE



NHV-D plus PoE power capability. It can be used in areas where it is difficult to secure power supply or to facilitate network camera connection. (IEEE802.3at compliant) Can also be used with optional ADP-001 power adapter.



Detect E-mail

Urgent e-mail received



The NHV-M unit accesses the mail server and will light up or play a message when emails that meet preset conditions are received.

Function List by Series

Model Number	NHV	NHV-D	NHV-DP	NHV-M
Dimming Function	✓	✓	✓	✓
Cloud Control	✓	✓	✓	✓
Send HTTP	✓	✓	✓	✓
Audio Playback (MP3)	✓	✓	✓	✓
TTS (Text to Speech)	✓	✓	✓	✓
Digital I/O (4 inputs/2 outputs)	-	✓	✓	-
PoE-powered * IEEE802.3at Compliant	-	-	✓	-
Mail Detection Function	-	-	-	✓

Optional Parts

For details refer to P. 107 to P. 112



Wall Mount Bracket
NH-001



Partition Mounting Bracket
NH-002



Universal AC Adapter
ADP-001

Certified and or Approved Countries:
Japan, U.S.A., Canada, Europe, China, Taiwan,
Korea, Indonesia, Thailand, Philippines, Vietnam

Product List

Model Number	Size (mm)	Number of Tiers	Rated voltage	AC Adapter	Luminous Color	Digital I/O	PoE	Email detection
NHV4-0N	Φ40	0	100-240V AC *1	-	-	-	-	-
NHV4-3N-RYG	Φ40	3	100-240V AC *1	-	Red,Amber,Green	-	-	-
NHV6-0N	Φ60	0	100-240V AC *1	-	-	-	-	-
NHV6-3N-RYG	Φ60	3	100-240V AC *1	-	Red,Amber,Green	-	-	-
NHV4-0DN	Φ40	0	100-240V AC *1	-	-	Inputs: 4 Outputs: 2	-	-
NHV4-3DN-RYG	Φ40	3	100-240V AC *1	-	Red,Amber,Green	Inputs: 4 Outputs: 2	-	-
NHV6-0DN	Φ60	0	100-240V AC *1	-	-	Inputs: 4 Outputs: 2	-	-
NHV6-3DN-RYG	Φ60	3	100-240V AC *1	-	Red,Amber,Green	Inputs: 4 Outputs: 2	-	-
NHV4-0DP	Φ40	0	100-240V AC *1 48V DC *2	- (Supports PoE)	-	Inputs: 4 Outputs: 2	Compliant with IEEE802.3at (PoE+)	-
NHV4-3DP-RYG	Φ40	3	100-240V AC *1 48V DC *2	- (Supports PoE)	Red,Amber,Green	Inputs: 4 Outputs: 2	Compliant with IEEE802.3at (PoE+)	-
NHV6-0DP	Φ60	0	100-240V AC *1 48V DC *2	- (Supports PoE)	-	Inputs: 4 Outputs: 2	Compliant with IEEE802.3at (PoE+)	-
NHV6-3DP-RYG	Φ60	3	100-240V AC *1 48V DC *2	- (Supports PoE)	Red,Amber,Green	Inputs: 4 Outputs: 2	Compliant with IEEE802.3at (PoE+)	-
NHV4-0MN	Φ40	0	100-240V AC *1	-	-	-	-	✓
NHV4-3MN-RYG	Φ40	3	100-240V AC *1	-	Red,Amber,Green	-	-	✓
NHV6-0MN	Φ60	0	100-240V AC *1	-	-	-	-	✓
NHV6-3MN-RYG	Φ60	3	100-240V AC *1	-	Red,Amber,Green	-	-	✓


*1. Using AC adapter

*2. Receiving power over Ethernet (PoE)

Network Signal Tower

NHB

New



HTTPS HTTP	SSH RSH	OAuth 2.0	TLS 1.3	SOCKET	PING 24	Web Browser Settings
Send E-mail	IP v6/v4	Azure	AWS	80dB	RJ-45	Φ40 (NHB4)
Φ60 (NHB6)	CE / RoHS10	UKCA	UL	FCC	KC	

Model Number Configuration

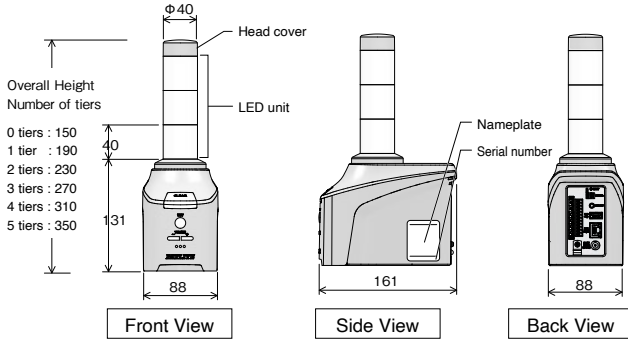
NHB4-3N-RYG

① ② ③ ④

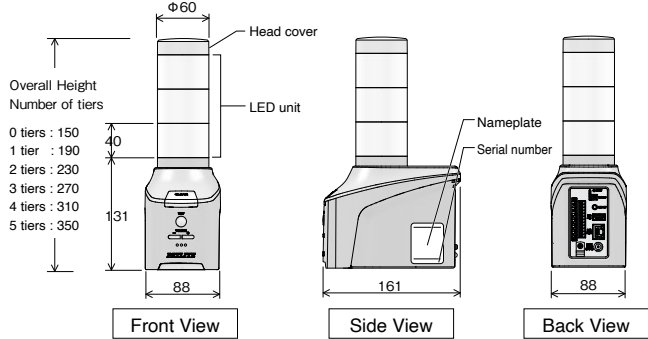
① Size 4 = Signal Tower Φ40 6 = Signal Tower Φ60	② Number of tiers 0 or 3 tiers	③ AC Adapter Option N = No AC adapter	④ Luminous Color R = Red Y = Amber G = Green
--	-----------------------------------	--	---

Dimensions (mm)

NHB4 series



NHB6 series



Specifications

Protocols (Physical layer ~Application layer)	Physical layer: Ethernet (IEEE802.3 compliant) 10BASE-T / 100BASE-TX / 1000BASE-T (auto-negotiation, full-duplex/half-duplex) Data link layer: CSMA/CD Network layer: ARP / ICMP Transport layer: TCP UDP Application layer: HTTPS/HTTP,SSH,RSH,SMTPS/SMTP, IMAPS/IMAP, POP3S/POP3,SNMP(v3 / v2c / v1), NTP
Alarm Sound	Buzzer Sounds: 5 kinds; Chime Sounds: 3 kinds; Voice Sounds: 3 kinds
Volume Control	Adjusting the volume with + / - volume control buttons

Optional Parts

For details refer to P. 107 to P. 112

Product Name	Model Number
Wall Mount Bracket	NH-001
Partition Mounting Bracket	NH-002
Universal AC Adapter*	ADP-001

* Certified and or Approved Countries:
Japan, U.S.A., Canada, Europe, China, Taiwan, Korea, Indonesia, Thailand, Philippines, Vietnam

Product List

Model Number	Size (mm)	Number of Tiers	Rated Voltage	AC Adapter	Luminous Color	Power Consumption	Mass *2
NHB4-0N	Φ40	0	100-240V AC *1	-	-	5.4W	0.635kg
NHB4-3N-RYG		3	100-240V AC *1		Red, Amber, Green	8.4W	0.740kg
NHB6-0N	Φ60	0	100-240V AC *1		-	5.4W	0.645kg
NHB6-3N-RYG		3	100-240V AC *1		Red, Amber, Green	8.4W	0.825kg

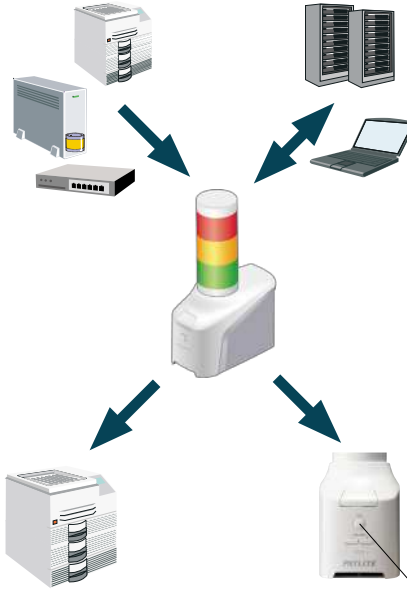
*1. Using AC adapter *2. Excluding AC adapter

NHV/NHB Basic Common Functions

SNMP TRAP Receive Function

SNMP TRAP from network-compatible devices (such as UPSs, printers, routers, and switches) are received to promptly notify the administrator of errors and faults with light and sound.

- Determine variable-bindings.
- Register up to 16 groups (4 nodes per group).



PING Monitoring

In case of a line failure to a node or the inability to receive a response from a monitored device, the NHV identifies it as an error and promptly alerts the administrator through visual and auditory notifications.

SNMP Status Monitoring

Actively get Device Status

Equipped with an SNMP device monitoring function in addition to dead/alive monitoring by PING monitoring. When the MIB information of the network device is actively acquired and the set conditions are met, the administrator is notified immediately by light and sound.

Self-diagnosis Function

The test button on the front of the unit can be used to easily check the operation of the indicator light and alarm functions without control from the network.

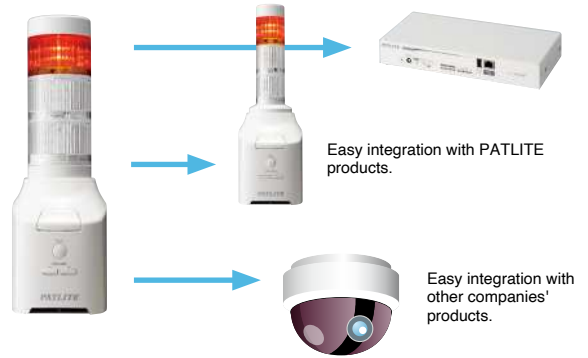
Test Button

Send HTTPS/HTTP Commands

Easier to control in conjunction with other products

HTTPS / HTTP commands can be sent from NHV. Controlling another NHV or a separate PATLITE product is possible. It is also possible to link with products that can receive HTTPS / HTTP commands, such as cameras from other companies.

- Number of registrations : 8
- Number of command characters : Up to 128 characters per command



Easy integration with PATLITE products.

Easy integration with other companies' products.

Extensive Communication Commands

HTTPS/HTTP

All notification patterns can be controlled by HTTPS/HTTP communication commands.

■ **Receive Command Example**

(Red continuous on / Amber flashing 1 • CH 10 message is played once) <https://192.168.10.1/api/control?led=12000&sound=10>

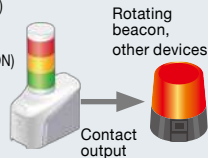
■ **Receive Command Example** (Clear operation)

<http://192.168.10.1/api/control?clear=1>

■ **Receive Command Example** (Digital output ON)

<http://192.168.10.1/api/control?output=1>

* Digital Outputs are for D / DP Models Only



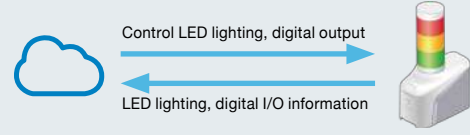
Cloud Communication

Supported Cloud Platforms: AWS, Microsoft Azure

■ **AWS: Connect to AWS IoT Core**

■ **Azure: Connect to Azure IoT Hub/Azure IoT Central**

Control LEDs and audio directly through the connected cloud service.



SSH/RSH

Can be easily controlled by SSH/RSH, which is a general-purpose protocol. Event information from integrated network management software or various monitoring tools can serve as triggers to activate or flash lights and sounds.



■ **SSH Command**

Receive Command Example
(Red, Amber, Green continuous on; Alarm sounds)

`ssh 192.168.10.1 -l root alert 111001`

■ **RSH Command**

Receive Command Example
(Red, Amber, Green continuous on; Alarm sounds)

`rsh 192.168.10.1 -l root alert 111001`

SOCKET Communication

Controlled by PATLITE's proprietary SOCKET communication commands, PNS and PHN commands. These commands can be used directly on existing systems.



■ **PNS Command**

All notification patterns can be controlled.

Receive Command Example

(Red, Amber, Green continuous on; Alarm sounds)
`58H,58H,53H,00H,00H,06H,01H,01H,01H,00H,00H,01H`

■ **PHN Command**

Simple command control with 2 bytes.

* Some functions are restricted.

Receive Command Example

(Red, Amber, Green continuous on; Alarm sounds)
`57H,17H
(W) (00010111)`

Detailed Notification Settings



E-mail



Send e-mail

■ **Send up to 8 e-mails per event**

Customize subject and message for various events.

Enhanced e-mail authentication features provide superior security.

Supports OAuth 2.0 authentication / password authentication
(OAuth authentication only supports Gmail / Outlook)

Send SNMP TRAP/Inform

Send up to 8 locations.

- SNMP v1/v2c/v3

Multi-color LED Signal Tower

LA6-POE



- Φ60 mm
- LED
- Indoor Use
- Upright Mounting
- Ambient Temperature -10°C~+50°C
- Ethernet
- PoE
- SOCKET
- Multi-color (21 colors)
- HTTPS HTTP
- Modbus /TCP
- 85dB
- CE / RoHS10
- UKCA
- UL
- FCC
- KC
- IP20 (Stationary)
- IP54 (Direct)

LA6-5DTNWB-POE (Direct Mount Type)

LA6-5DSNWB-POE (Stationary Type)

Model Number Configuration

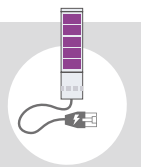
LA6-5DTNWB-POE

- ①
- ②
- ③
- ④
- ⑤

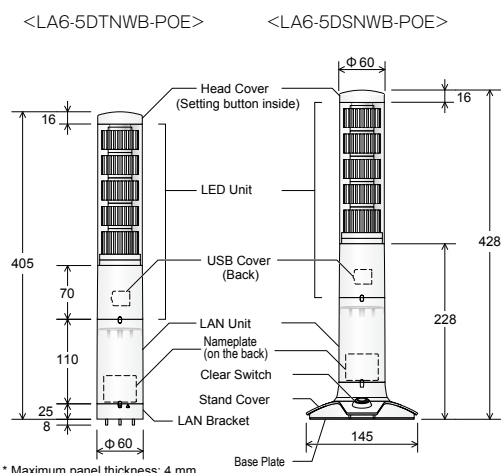
- ① Rated Voltage 24V DC
- ② Mounting TN = Direct mounting SN = Stationary
- ③ Body Color W = Off-white
- ④ Flashing/Alarms B = With flashing and alarms
- ⑤ Extended Function PoE-Compatible

What is PoE?

Stands for " Power over Ethernet" and describes a system where both data and power are supplied to a machine using a single Ethernet cable.



Dimensions (mm)



* Maximum panel thickness: 4 mm

Product List

Model Number	Number of Tiers	Rated Voltage	Mounting	Power Consumption	Mass
LA6-5DTNWB-POE	5	24V DC	Direct mount	12.9W *	0.63kg
LA6-5DSNWB-POE		48V DC (PoE)	Stationary	12.9W *	0.78kg

* 24 V DC input (12.5 W for PoE input)

Optional Parts

For details refer to P. 107 to P. 112.

Product Name	Model Number
Stationary Bracket	SZW-060W
Wall Mount Bracket	SZK-003W
Wall Mount Bracket	NH-WST2
Pole Mounting Bracket	SZ-010
Pole Mounting Bracket	SZ-016A
Upper Pole Bracket (pole waterproof ring/screw included)	SZP-004W
Pole (100mm)	POLE-100A21+O0109
Pole (300mm)	POLE-300A21+O0109
Pole (800mm)	POLE-800A21+O0109

Specifications

Supported Transistors (NPN/PNP)	NPN / PNP
Communication Specifications (Physical to Application)	Physical layer: 10BASE-T/100BASE-TX(Auto-MDI/MDIX support) Data link layer: CSMA/CD network layer: IP, ARP, ICMP Transport layer: TCP, UDP Application layer: HTTP/HTTPS/DHCP/Modbus/TCP/Socket (corresponds to PHN, PNS commands)
Alarm Sound	Select from 11 patterns
Volume Control	Multi-function button / Device Setup Browser

HTTP(S) Commands

The LA6-POE accepts HTTP(S) commands sent through a web browser or PLC to trigger visual and audible alert functions.

■ Detailed Motion Control (The color of each tier can be controlled.)

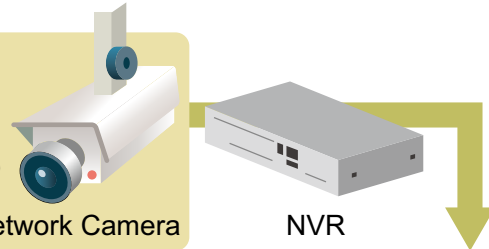
Execute command
(Tier 1: Green, Tier 2: Blue, Tier 3: Off, Tier 4: White, Tier 5: Red, Flashing off, Alarm: Pattern 11)
<http://192.168.10.1/api/control?color=46091&buzzer=11>

■ Smart Mode Control (Configure Smart Mode settings via the EDITOR software.)

Execute command (Run smart mode group No.10)
<https://192.168.10.1/api/control?smart=10>

Network Camera

NVR



SOCKET Communication

PNS Commands supported By using PNS commands, you can control all notification patterns.

■ Detailed Motion Control (Control specific LED colors for tiers 1 to 5)

Execute command
(Tier 1: Green, Tier 2: Blue, Tier 3: Off, Tier 4: White, Tier 5: Red, Flashing off, Alarm: Pattern 11)
41H, 42H, 44H, 00H, 00H, 07H, 04H, 06H, 00H, 09H, 01H, 00H, 0BH

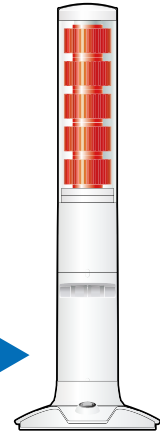
■ Smart Mode Control (Configure Smart Mode settings via the EDITOR software.)

Execute command (Run smart mode group No.10)
41H, 42H, 54H, 00H, 00H, 01H, 0AH

PNS Command Control with 2-byte command.

Execute command
(Tier 1: Continuous ON, Tier 2: Flashing, Tier 3: Off, and Alarm: Pattern 2)
57H, 51H

* Control the Continuous ON, Flashing, and 2 Alarms on tiers 1~3.



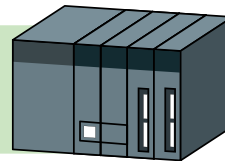
Modbus/TCP

The LA6-POE accepts Modbus TCP/UDP commands from a PLC to control visual and audible alert functions.

■ Smart Mode Control (Configure Smart Mode settings via the EDITOR software.)

Execute command
(When operating the Signal Tower in Smart Mode group number 15.)
00H, 00H, 00H, 00H, 00H, 06H, 01H, 06H, 00H, 06H, 01H, 0FH


PLC



Wall Mount Signal Tower (LAN)

WE-LAN

New



- W 90 × D 37.5
- HTTP Command
- Modbus /TCP
- Continuous On
- Blinking
- 10 Flash Patterns
- 88dB
- Indoor Use
- Ethernet
- SOCKET
- Multi-color (9 colors)
- CE / RoHS10
- UKCA
- UL
- FCC
- KC
- IP23

Model Number Configuration

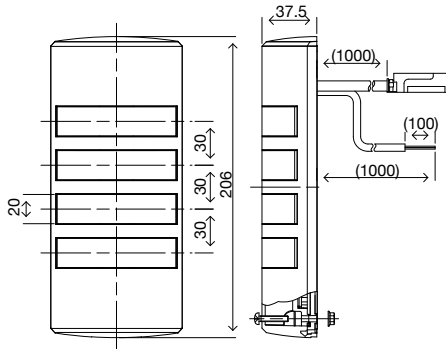
WE-402UB-LAN

- ①
- ②
- ③
- ④

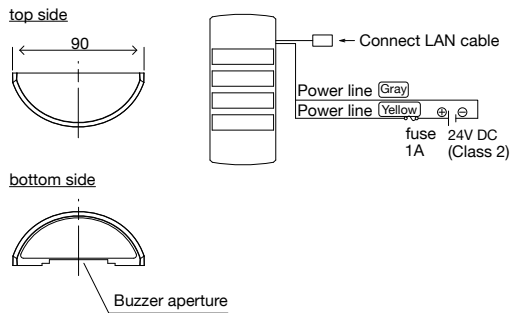
① LED Tiers 4 = 4 tiers	② Rated Voltage 02 = 24V DC	③ Cover Color U = Silver	④ Buzzer B = with Buzzer
----------------------------	--------------------------------	-----------------------------	-----------------------------

Dimensions (mm)

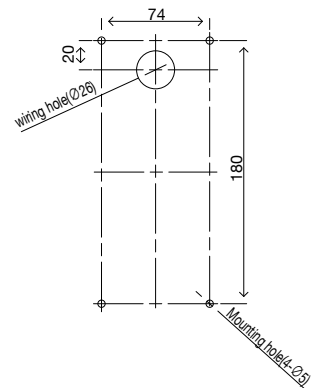
■ Dimensions



■ Wiring Diagram



■ Mounting Dimensions



Product List

Model Number	Number of Tiers	Rated Voltage	Mounting	Power Consumption	Mass
WE-402UB-LAN	4	24V DC	Wall mount	5.5W	0.42kg

Specifications

Protocols (Physical layer ~ Application layer)	Physical layer: Ethernet (IEEE802. 3 compliant) 10BASET/100BASE-TX (auto-negotiation, full-duplex/half-duplex) Data link layer: CSMA/CD Network layer: ARP / ICMP Transport layer: TCP UDP Application layer: HTTP, DHCP, Modbus/TCP, SOCKET(PNS command)
Alarm Sound	Select from 7 patterns
Volume Control	Sound can be reduced from device setup browser

Various lighting patterns for different usage scenarios

Scan for light display video



Notice instantly

All tiers light up and blink with the same color

- More noticeable than conventional one-tier alert.
- In case of disaster or other emergencies, it can be flashed for an even more intense display.

For machine alarm and emergency alarm.



Discernible

9 colors available

- 9 colors (red/amber/green/blue/sky blue/purple/pink/lemon yellow/white) to distinguish abnormalities.
- Easily distinguish machinery.
- Different color options available for places where red cannot be used, such as commercial facilities and hospitals.

For factories and commercial facilities with a lot of equipment.



See the direction

Flowing display

- Light is displayed in a sequential, flowing manner, showing direction of travel and steps.
- Intuitively display direction of travel.

For direction-of-travel display at train stations/ commercial facilities.



Gentle light

Flashing like a firefly

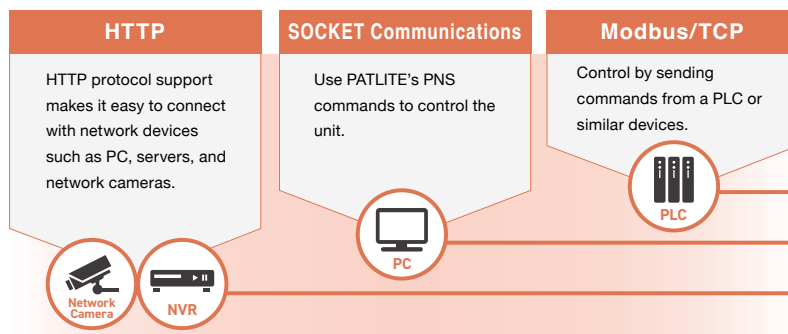
- Special setting so light glows gently like a firefly.
- Suitable for offices, hospitals, and nursing homes where gentle blinking is preferred.

Display usage status in hospitals, nursing homes, and conference rooms.



Simple control with general-purpose protocol

- General-purpose protocols like HTTP and Modbus TCP/UDP are supported so implementation can be done with minimal development effort.
- It also supports SOCKET communications. PNS commands, developed by PATLITE, can be used so existing product can be easily replaced.



USB Signal Tower

LR6-USB

Φ60 mm	LED	Indoor Use	Upright Mounting	Ambient Temperature -20°C~+50°C	USB Bus Power	Multi-color (7 colors)
Continuous On	4 Flash Patterns	60 Flashes per Minute	120 Flashes per Minute	80dB	4 Buzzer Sounds	DLL
CE / RoHS10	UKCA	UL	FCC	KC	ICES	IP65



Model Number Configuration

LR6-USBW-RYG

① ② ③

① Number of Tiers None = Body Unit only 3 = 3 tiers	② Body Color W = Off-white K = Black	③ Luminous Color None = Body Unit only RYG = Red / Amber / Green from top to bottom
---	--	---

Optional Parts

For details refer to P. 107 to P. 112

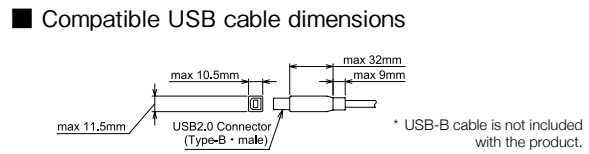
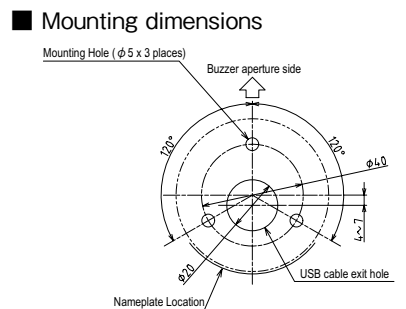
Product Name	Model Number
Upper Pole Bracket	SZP-004W
Mounting Bracket	SZW-002W
Wall Mount Bracket	SZK-003W
Pole Mounting Bracket	SZ-016A
Pole Mounting Bracket	SZ-010
Pole (100mm)	POLE-100A21+O0109
Pole (300mm)	POLE-300A21+O0109
Pole (800mm)	POLE-800A21+O0109

Dimensions (mm)

■ LR6-3USBW-RYG

■ LR6-USBW

No. of LED Units	L [mm]
0	79
1	119
2	159
3	199
4	239
5	279



Product List

Model Number	Number of Tiers	Rated Voltage	Luminous Color	Power Consumption	Mass
LR6-3USBW-RYG / LR6-3USBK-RYG	3	5V DC (USB-bus power)	Red, Amber & Green	2.5W	0.32kg
LR6-USBW / LR6-USBK	-		-		0.14kg

Specifications

OS compatible with software library (DLLs)	Windows® 7, Windows® 8 (excluding RT), Windows® 8.1 (excluding Windows® 8.1RT), Windows® 10
Alarm Sounds	Select from 4 patterns and 13 pitches
Volume Control	About-10 dB when the internal switch is used.

Supports Both DLL and Protocol Control

- Custom programming made easy with our free software library (.DLL).
- Open architecture makes it possible to control the device with other operating systems such as Linux.
- Supports HID class. No exclusive drivers necessary.

Demo Software



Confirm actual operation of the LED unit and buzzer. For details, please see our website.

USB Controlled Multicolor Signal Beacon

NE-USB

New



Φ56 mm	Continuous On	85dB	10-step volume control	7 Buzzer Sounds	Touch Sensor	USB Bus Power	USB Type-C	Multi-color (7 colors)
CE / RoHS10	UKCA	UL	FCC	KC				



NE-USB

IO-Link / LAN
USB / PoE
Wireless

Signal Tower

Beacon

Audible Alarms and MP3 Voice Annunciators

Hybrid Signaling Devices

LED Illumination

Optional Parts

Model Number Configuration

NE-ST-USB

① ②

- | | |
|---|---|
| ① Installation Method
S = Stationary / Magnetic mount / Screw mounting
W = Direct Mount | ② Touch Sensor
T = With Touch Sensor
N = Without Touch Sensor |
|---|---|

Optional Parts

For details refer to P. 107 to P. 112

Product Name	Model Number
Wall Mount Bracket	NE-002D
Pole Mounting Bracket	NE-001D

* Only WN specifications are supported for optional items.

Wall Mount Bracket
NE-002D



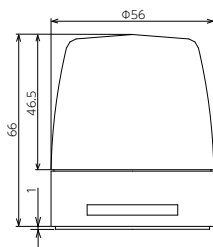
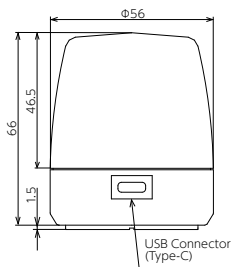
Pole Mounting Bracket
NE-001D



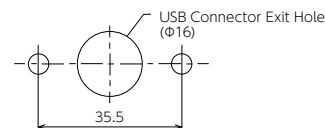
Installation Example

Dimensions (mm)

■ NE-SN-USB/NE-ST-USB ■ NE-WN-USB/NE-WT-USB



<Installation Dimension>
2-point Mounting Hole
(NE-WN-USB)



The USB cable is Type-A Male and Type-C Male.
The USB cable is not included in the package.

Product List

Model Number	Rated Voltage	Size (mm)	Touch Sensor	Buzzer	Luminous Color	Power Consumption	Mass
NE-SN-USB	5V DC (USB-bus power)	Φ56	-	✓	Multi-Color	1.025W	0.075kg
NE-ST-USB			✓	✓		1.075W	
NE-WN-USB			-	✓		0.85W	0.068kg
NE-WT-USB			✓	✓		0.9W	

IO-Link Signal Tower

LR6-IL



WD Compatible (pg. 36)

* LED unit up to 3 tiers



LR6-3ILWMNW



LR6-ILWMNW



LR6-ILWCNW

Φ60 mm	LED	Indoor Use	Upright Mounting	Ambient Temperature -20°C~+50°C	IO-Link	Multi-color (7 colors)	Change Number of Tiers	
Continuous On	60 Flashes per Minute	84dB	4 Buzzer Sounds	CE / RoHS10	UKCA	UL	FCC	KC
IP65	NEMA TYPE 4X,13							

Model Number Configuration

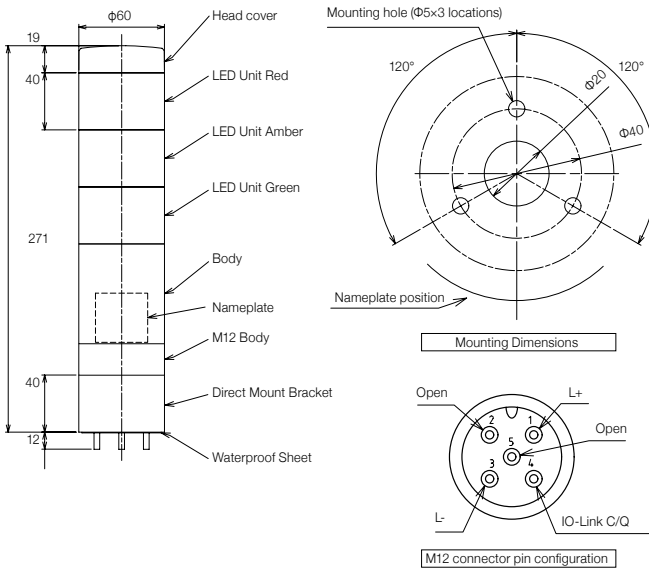
LR6-3ILWMNW-RYG

- ①
- ②
- ③
- ④
- ⑤
- ⑥

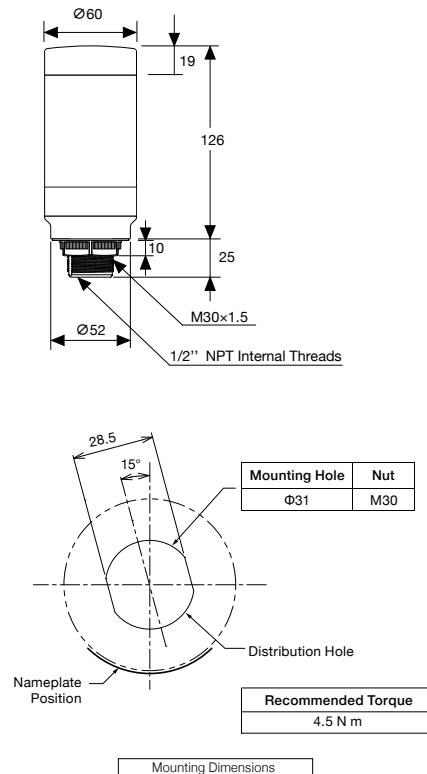
① Number of tiers None = Body Unit only 3 = 3 tiers	② Extended function IL = IO-Link	③ Mounting/Wiring spec WM = Direct Mount (3 hexagon bolts)/ M12 Connector WC = 1/2" NPT Pipe or Direct Mount (M30 Nut)/M12 Connector	④ Buzzer unit* N = None * For Buzzer, use Buzzer Unit LR6-BW	⑤ Body Color W = Off-white	⑥ Luminous Color None = Body Unit only R = Red Y = Amber G = Green * From top to bottom
---	-------------------------------------	--	--	-------------------------------	--

Dimensions (mm)

LR6-3ILWMNW-RYG



LR6-ILWCNW



Specifications

Communication Specification	IO-Link
Alarm Sound	Select from 4 patterns when using LR6-BW
Volume control	Reduce sound with DIP-switch when using LR6-BW

Optional Parts

For details refer to P. 107 to P. 112

Product Name	Model Number
LED Unit	LR6-E-R/Y/G/B/C
LED Unit (clear lens)	LR6-E-RZ/YZ/GZ/BZ
Multi-color LED Unit	LR6-E-MZ
Buzzer Unit	LR6-BW
Upper Pole Bracket	SZP-004W
Wall Mount Bracket	SZK-001U
Wall Mount Bracket	SZK-003W
Mounting Bracket	SZ-010
Mounting Bracket	SZ-016A
Aluminum Pole	POLE-100/300/800A21+O0109
Mounting Bracket	SZW-002W

Product List

Model Number	Number of Tiers	Rated Voltage	Audible Alarm	Luminous Color	Power Consumption	Mass
LR6-3ILWMNW-RYG	3	24V DC	-	Red, Amber, Green	5W	0.38kg
LR6-ILWMNW	0 (body unit)			-		0.20kg
LR6-ILWCNW	0 (body unit)			-		0.16kg

IO-Link Signal Beacon

NE-IL



No Buzzer

with Buzzer

Φ56 mm	LED	Indoor Use	Upright Mounting	Ambient Temperature -25°C~+60°C	IO-Link	Multi-color (7 colors)	
Continuous On	Blinking	Flash	Pulse	88dB	8 Buzzer Sounds	Touch Sensor	M12 Connector
CE / RoHS10	UKCA	UL	FCC	ICES	KC	IP65	NEMA TYPE 4X,13

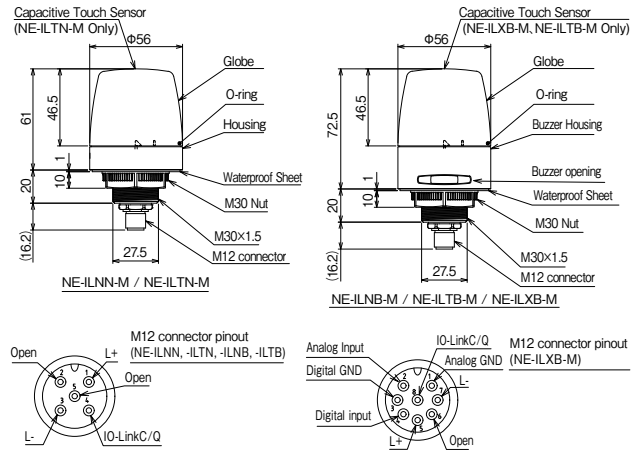
Model Number Configuration

Dimensions (mm)

NE-ILXB-M

- ①
- ②
- ③

- | | | |
|--|--|--------------------------------|
| ① Touch Sensor
T = With touch sensor
N = No touch sensor
X = With touch sensor and digital / analog input | ② Buzzer
B = with Buzzer
N = No Buzzer | ③ LED Color
M = Multi-color |
|--|--|--------------------------------|



Product List

Model Number	Rated Voltage	Touch Sensor	Digital / Analog Input	Audible Buzzer	Luminous Color	Power Consumption	Mass
NE-ILNN-M	24V DC	-	-	-	Multi-color (Red, Amber, Green, Blue, White, Purple, Cyan)	1.2W	0.09kg
NE-ILTN-M		✓	-	-			0.09kg
NE-ILNB-M		-	-	✓		2.4W	0.10kg
NE-ILTB-M		✓	-	✓			0.10kg
NE-ILXB-M		✓	✓	✓			0.10kg

Specifications

Optional Parts

For details refer to P. 107 to P. 112

Communication Specification	IO-Link
Alarm Sound	Select from 8 patterns
Volume Control	Control with IO-Link

Product Name	Model Number
Pole Bracket	NE-001D
Wall Mount Bracket	NE-002D

Interface Converter with Signal Tower

PHE

Φ40 mm	LED	RS-232C	Indoor Use	Upright Mounting	Ambient Temperature 0°C~+40°C	USB Bus Power	Red, Amber, Green
Continuous On	375 Flashes per Minute	75 Flashes per Minute	80dB	4 Buzzer Sounds			
CE / RoHS10	UKCA	UL	FCC	KC (N type only)	IP20		


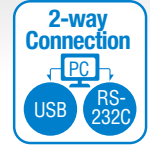


Image when the light is off



Model Number Configuration

PHE-3FB3N-RYG

①

① AC Adapter
N = AC Adapter not included

Optional Parts

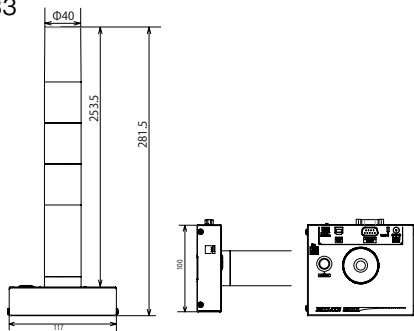
For details refer to P. 107 to P. 112

Product Name	Model Number
Tint Film	NHP-TF
Universal AC Adapter*	ADP-001

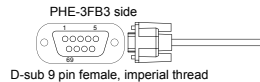
* Certified and or Approved Countries:
Japan, U.S.A., Canada, Europe, China, Taiwan, Korea, Indonesia, Thailand, Philippines, Vietnam

Dimensions (mm)

■ PHE-3FB3



■ Routing to RS-232C Ports

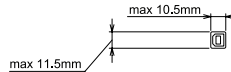


D-sub 9 pin female, imperial thread

Signal name	Pin number
TXD	2
RXD	3
GND	5
CTS	7
RTS	8

Note: RS-232C cable not included.

■ Compatible USB cable dimensions



Note: USB cables not included.

Product List

Model Number	Number of Tiers	Rated Voltage	AC Adapter	Luminous Color	Power Consumption	Mass
PHE-3FB3N-RYG	3	24V DC, 5V DC (USB-bus power)	None	Red, Amber, Green, with clear lens	4.4W	0.545kg

Specifications

USB driver compatible OS	Windows®7(32bit,64bit), Windows®8(32bit,64bit), Windows®8.1(32bit,64bit), Windows®10(32bit,64bit), Windows®11, Windows Server® 2008 R2, Windows Server® 2012, Windows Server® 2012 R2, Windows Server® 2016, Windows Server® 2019, Windows Server® 2022
Alarm Sound	4 patterns
Volume Control	Sound can be reduced by using the supplied sound reduction sheet. DIP switch (-10 dB) in the buzzer unit

NBM

Indoor Use	Upright Mounting	Ambient Temperature 0°C~+40°C	Ethernet	SOCKET	8 Inputs	8 Outputs
HTTP Command	RSH	PING	SNMP	E-mail Alerts		
CE / RoHS10	UL	FCC	IP20			



* AC Adapter not included.

IO-Link / LAN
USB / PoE
Wireless

Signal Tower

Beacon

Audible Alarms
and MP3 Voice
Annunciators

Hybrid Signaling
Devices

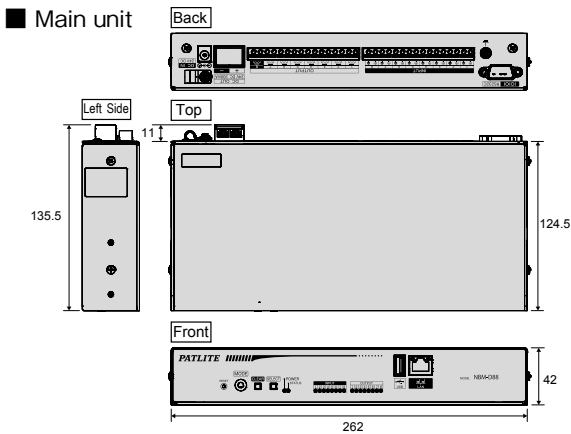
LED Illumination

Optional Parts

Product List

Model Number	Rated Voltage	AC Adapter	Power Consumption	Mass
NBM-D88NN	24V DC	None	14W	1.15kg

Dimensions (mm)



Specifications

Supported Transistors	NPN
Communication spec (physical layer to application layer)	Physical layer : Ethernet(IEEE802.3 compliant) 10BASE-T/100BASE-TX (auto-negotiation)
	Connector shape : RJ-45 8-pole
	Data link layer : CSMA/CD Method
	Network layer : IP / ARP / ICMP
	Transport layer : TCP UDP
Application layer : HTTP, NTP, Socket (PHN/PNS) SMTP-SNMP (v1, v2c), DHCP, DNS, POP3, RSH	

Optional Parts

For details refer to P. 107 to P. 112

Product Name	Model Number
Server Rack Mounting Bracket	NBM-ANG
Universal AC Adapter*	ADP-001

* Certified and or Approved Countries:

Japan, U.S.A., Canada, Europe, China, Taiwan, Korea, Indonesia, Thailand, Philippines, Vietnam

Digital Input Condition Setup Function

Duration condition Trigger the output with a timer.

AND condition Trigger the output with boolean logic.

Count Condition Trigger the output with repeated inputs.

By setting the input detection method, the NBM can be used in a variety of environments and applications. Set a temperature alarm with a temperature sensor. Set an area notification with an infrared sensor, etc.

Operations that can be performed using the condition setting function

Digital output control	Turning Digital Outputs ON or OFF
Send RSH command	Sending a remote shell command to a device at the specified address
Send socket	Sending PHN/PNS Commands to Devices at the Specified Addresses
Trap sending	Sending SNMP Traps to Devices with Configured Addresses
Send mail	Sending Mail to a Specified Mail Server

Interface Converter

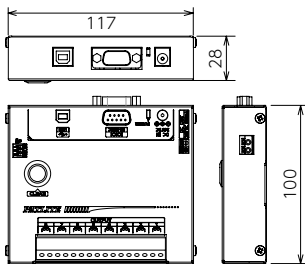
PHC

- Indoor Use
- Upright Mounting
- Ambient Temperature 0°C~+40°C
- USB Bus Power
- RS-232C
- 8 Outputs
- CE / RoHS10
- UL
- FCC
- IP20

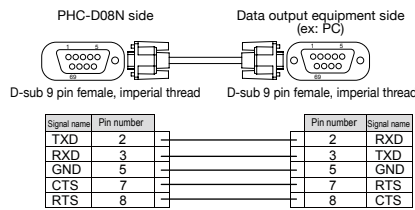


Dimensions (mm)

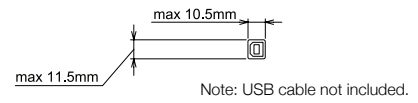
PHC-D08N



Wiring for RS-232C port



Compatible USB cable dimensions



Product List

Model Name	Rated Voltage	AC Adapter	Power Consumption	Mass
PHC-D08N	24V DC, 5V DC (USB-bus power)	None*	14.5W	0.37kg

* Power output only available with AC adapter

Specifications

USB driver compatible OS	Windows®7(32bit,64bit), Windows®8(32bit,64bit), Windows®8.1(32bit,64bit), Windows®10(32bit,64bit), Windows®11, Windows Server® 2008 R2, Windows Server® 2012, Windows Server® 2012 R2, Windows Server® 2016, Windows Server® 2019, Windows Server® 2022
---------------------------------	---

Optional Parts

For details refer to P. 107 to P. 112

Product Name	Model Number
Universal AC Adapter*	ADP-001

* Certified and or Approved Countries:
Japan, U.S.A., Canada, Europe, China, Taiwan, Korea, Indonesia, Thailand, Philippines, Vietnam

WD PRO

φ60 mm	Indoor Use	Upright Mounting	Ambient Temperature -40°C~+50°C	RS-232C	8 Inputs
CE / RoHS10	UL	FCC	KC	IP65	



WD PRO Transmitter

WD PRO Contact Input - Serial Communication Base Unit

Model Number Configuration

WDT-6LR-Z2-PRO

T=Transmitter ①

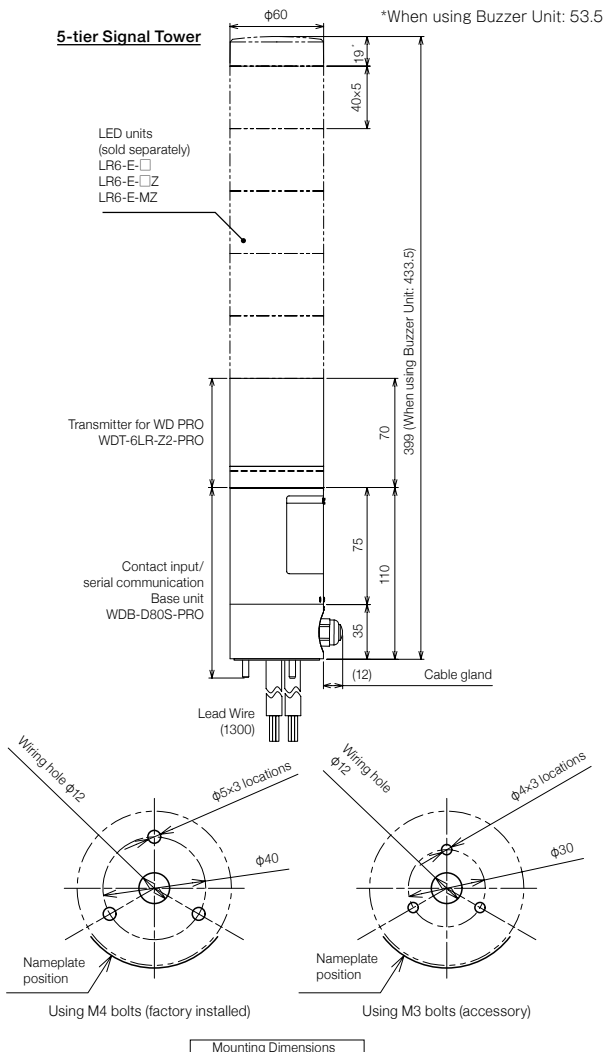
① Size
6 = φ60 mm

WDB-D80S-PRO

B=Base Unit ① ② ③ ④

① Method ② External contact input points ③ External contact output points
D = Digital 8 = 8 points 0 = None
④ Communication Method
S = Serial communication

Dimensions (mm)



Product List

Model Number	Rated Voltage	Type	Power Consumption	Mass
WDB-D80S-PRO	24V DC	Base Unit	2.64W	0.3kg
WDT-6LR-Z2-PRO	24V DC	Transmitter	2.7W	0.09kg
WDT-6LR-Z2-PRO+FT019*				

* This is the only product with wireless certification for Indonesia.

Available Countries / Regions

Japan / U.S. / Europe / China / Korea / Taiwan / Thailand / Indonesia / Mexico

Optional Parts

For details refer to P. 107 to P. 112

Product Name	Model Number
Serial cable	WDX-SC01
LED Unit	LR6-E-R/Y/G/B/C
LED Unit (clear Lens)	LR6-E-RZ/YZ/GZ/BZ
LED Unit (multi-color)	LR6-E-MZ
Buzzer Unit	LR6-BW
Upper Pole Bracket	SZP-004W
Pole	POLE-100/300/800A21+O0109
Pole Mount Bracket	SZ-016A
Pole Mount Bracket	SZ-010
Wall Mount Bracket	SZK-002W
Wall Mount Bracket	SZK-003W
Wall Mount Bracket	SZK-001U

Wireless Data Acquisition System

WDR-Z2-PRO

- Indoor Use
- Horizontal Mounting
- Wall/Ceiling Mounting
- Ambient Temperature -10°C~+50°C
- Ethernet
- USB Bus Power
- PoE
- SOCKET
- Modbus*/TCP
- Database Collaboration*
- CE / RoHS10
- UL
- FCC
- IP20

* Functions not available for Lite version models.



WD System Setup Software



WD PRO Receiver

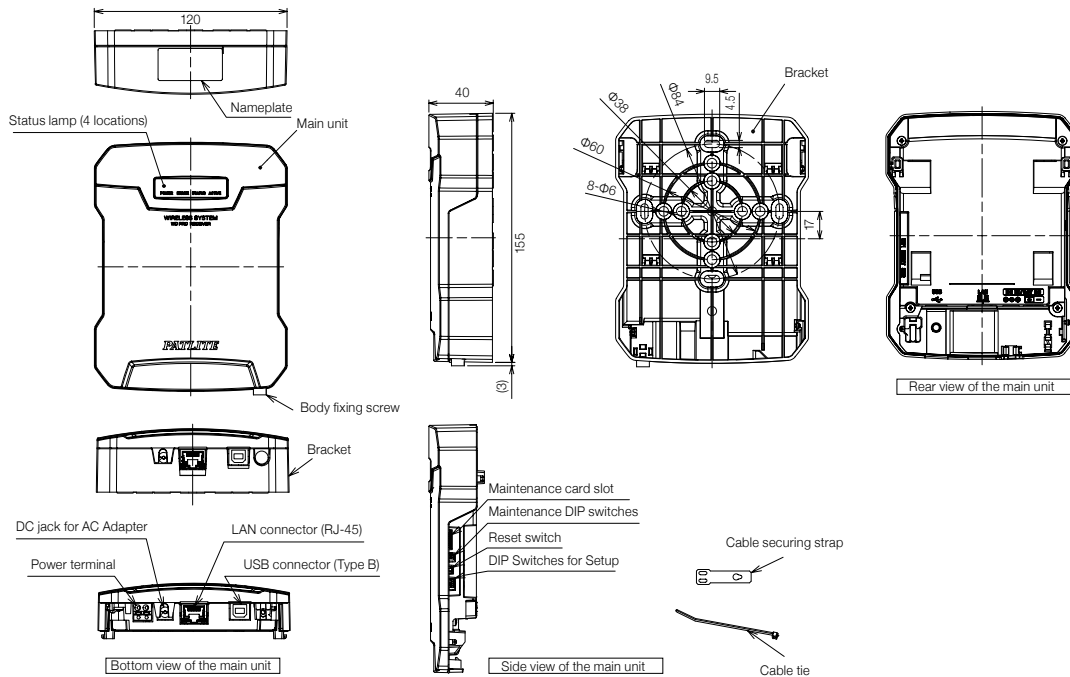
Model Number Configuration

WDR-LE-Z2-PRO-L

- ① Software
- None = Standard
- L = Lite version

①

Dimensions (mm)



Product List

Model Number	Rated Voltage	AC Adapter	Software Specification	Power Consumption	Mass
WDR-LE-Z2-PRO	24V DC	-	Standard	4.5W	0.3kg
WDR-LE-Z2-PRO+FT020*					
WDR-LE-Z2-PRO-L			Lite (no web setup tool)		

* This is the only product with wireless certification for Indonesia.

Optional Parts

For details refer to P. 107 to P. 112

Product Name	Model Number
System operation software*1	WDS-WIN01
Universal AC Adapter*2	ADP-001

*1. Free version is limited to changing the transmitter and receiver settings. Data collection only available with paid license.

*2. Certified and or Approved Countries:
Japan, U.S.A., Canada, Europe, China, Taiwan, Korea, Indonesia, Thailand, Philippines, Vietnam

Available Countries / Regions

Japan, United States, Canada, Europe, China, Thailand, Vietnam, Korea, Taiwan, Philippines, Singapore, Malaysia, Indonesia, Mexico (as of April 2023)

* Do not use outside of supported countries and regions. Failure to do so may come into conflict with the law.

WD-Z2



WD System Setup Software

Φ40 mm	Φ50 mm	Φ60 mm	Indoor Use	Upright Mounting	Ambient Temperature -10°C~+50°C
CE / RoHS10	UL	FCC	IP65	NEMA TYPE 4X,13	

Compatible Signal Tower Series



Model Number Configuration

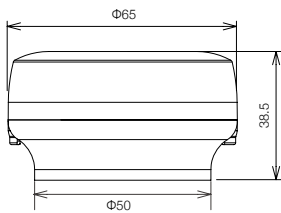
WDT-6LR-Z2

①

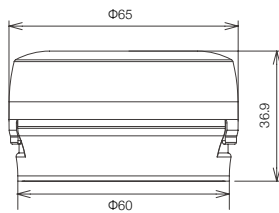
- ① Size · Compatible Signal Tower Series
- 4LR = Φ40 · LR4 Series
- 5LR = Φ50 · LR5 Series
- 6LR = Φ60 · LR6 Series
- 5E = Φ50 · LE Series
- 6M = Φ60 · LME Series

Dimensions (mm)

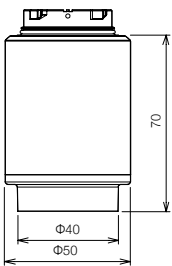
● WDT-5E-Z2



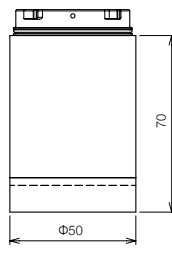
● WDT-6M-Z2



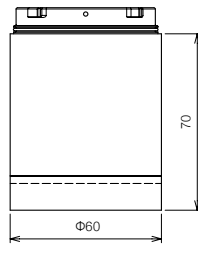
● WDT-4LR-Z2



● WDT-5LR-Z2



● WDT-6LR-Z2



Optional Parts

For details refer to P. 107 to P. 112

Product Name	Model Number
System operation software*1	WDS-WIN01
Universal AC Adapter*2	ADP-001
Setup Kit (Φ40mm)	WDX-4LRB
Setup Kit (Φ50mm)	WDX-5LRB
Setup Kit (Φ60mm)	WDX-6LRB

*1. Free version is limited to changing the transmitter and receiver settings. Data collection only available with paid license.

*2. Certified and or Approved Countries:
Japan, U.S.A., Canada, Europe, China, Taiwan, Korea, Indonesia, Thailand, Philippines, Vietnam

Available Countries / Regions

WDT-5E / 6M-Z2	WDT-4LR / 5LR / 6LR-Z2
Japan / U.S. / Europe / China / Taiwan / Thailand / Philippines / Vietnam	Japan / U.S. / Europe / China / Korea / Taiwan / Thailand / Indonesia / Philippines / Vietnam / Mexico / Canada / Malaysia / Singapore

Product List

Model Number	Rated Voltage	Type	Size (mm)	Compatible Signal Tower Series	Power Consumption	Mass
WDT-5E-Z2	24V DC	Transmitter	Φ50	LE	0.8W	0.052kg
WDT-6M-Z2	24V DC	Transmitter	Φ60	LME	0.8W	0.052kg
WDT-4LR-Z2	24V DC	Transmitter	Φ40	LR4	1.4W	0.070kg
WDT-5LR-Z2	24V DC	Transmitter	Φ50	LR5	1.4W	0.074kg
WDT-6LR-Z2	24V DC	Transmitter	Φ60	LR6	1.4W	0.085kg
WDT-6LR-Z2+FT018*						

* This is the only product with wireless certification for Indonesia.

Multi-color LED Signal Tower

■ 100-240V AC

LA6

■ 24V DC

Φ60 mm	LED	Indoor Use	Upright/Inverted Mounting	Ambient Temperature -25C~+60C
Multi-color (21 colors)	Continuous On	Blinking	Pulse	85dB
11 Alarm Sounds	CE / RoHS10	UKCA	FCC*	KC*
KC*	PSE (SA)	IP65	IP54 with Buzzer	



* 24V model only

*1 Flashing available in Smart Mode

Model Number Configuration

LA6-5DLJWB-RYGBC

① ② ③ ④ ⑤ ⑥

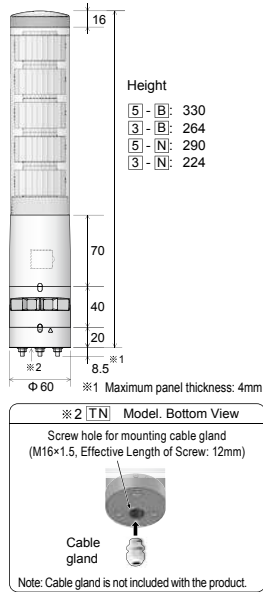
① Number of Tiers 3 = 3 tiers 5 = 5 tiers	② Rated Voltage A = 100~240V AC D = 24V DC	③ Mounting / Wiring TN = Direct mount / Screwless Terminal LJ = Steel pole + L-bracket / Cable WJ = Direct mount / Cable	④ Body Color W = Off-white U = Silver	⑤ Flashing / Buzzer B = Flashing / Buzzer N = No flashing / No buzzer	⑥ Luminous Color* RYG = 3 tiers RYGBC = 5 tiers
---	--	---	---	---	---

* Colors for each tier can be changed after purchase.
* LJ type not available in U (silver) body.
* 100-240V AC type available for LA6-5AWJWB-RYGBC only.

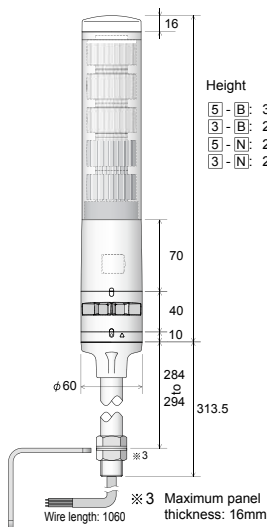
* Initial factory setting. Other colors can be set after purchase.

Dimensions (mm)

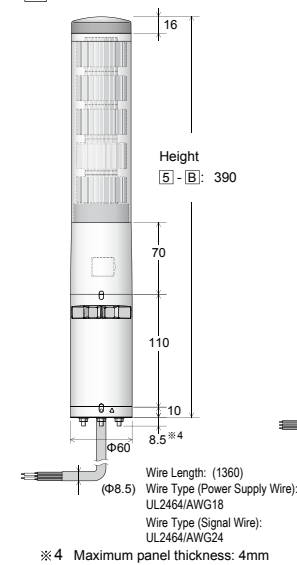
■ **TN** Direct mount, Terminal block



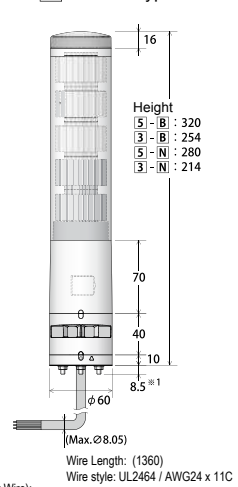
■ **LJ** Steel pole, L-bracket, Cable



■ **WJ** Direct mount, Cable
A AC 100 - 240V AC model

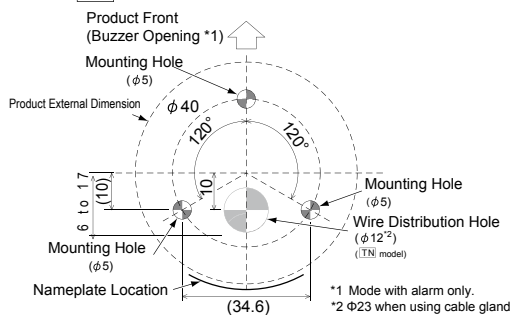


■ **WJ** Direct mount, Cable
D 24V DC Type

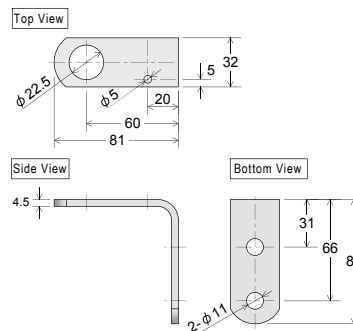


Installation Dimensional Drawing (mm)

TN Direct mount, Terminal block model
WJ Direct mount, Cable model



LJ L-Bracket dimensions (included with LJ pole mount model)



Product List

Model Number	Number of Tiers	Rated Voltage	Mounting Type	Wiring	Function	Buzzer	Body Color	Luminous Color	Power Consumption	Mass
LA6-3DWJWB-RYG	3	24V DC	Direct	Cable	Continuous On and flashing	Yes	Off-white	Multi-color (21 colors)	4.5W	0.45kg
LA6-3DWJWN-RYG	3	24V DC	Direct	Cable	Continuous On	None	Off-white	Multi-color (21 colors)	4.5W	0.40kg
LA6-3DWJUB-RYG	3	24V DC	Direct	Cable	Continuous On and flashing	Yes	Silver	Multi-color (21 colors)	4.5W	0.45kg
LA6-3DWJUN-RYG	3	24V DC	Direct	Cable	Continuous On	None	Silver	Multi-color (21 colors)	4.5W	0.45kg
LA6-3DTNWB-RYG	3	24V DC	Direct	Terminal block	Continuous On and flashing	Yes	Off-white	Multi-color (21 colors)	5.5W	0.48kg
LA6-3DTNWN-RYG	3	24V DC	Direct	Terminal block	Continuous On	None	Off-white	Multi-color (21 colors)	4.5W	0.42kg
LA6-3DTNWB-RYG	3	24V DC	Direct	Terminal block	Continuous On and flashing	Yes	Silver	Multi-color (21 colors)	5.5W	0.48kg
LA6-3DTNUN-RYG	3	24V DC	Direct	Terminal block	Continuous On	None	Silver	Multi-color (21 colors)	4.5W	0.42kg
LA6-3DLJWB-RYG	3	24V DC	Pole with L-bracket	Cable	Continuous On and flashing	Yes	Off-white	Multi-color (21 colors)	5.5W	0.98kg
LA6-3DLJWN-RYG	3	24V DC	Pole with L-bracket	Cable	Continuous On	None	Off-white	Multi-color (21 colors)	4.5W	0.93kg
LA6-5DTNWB-RYGBC	5	24V DC	Direct	Terminal block	Continuous On and flashing	Yes	Off-white	Multi-color (21 colors)	8W	0.59kg
LA6-5DTNWN-RYGBC	5	24V DC	Direct	Terminal block	Continuous On	None	Off-white	Multi-color (21 colors)	7W	0.53kg
LA6-5DTNWB-RYGBC	5	24V DC	Direct	Terminal block	Continuous On and flashing	Yes	Silver	Multi-color (21 colors)	8W	0.59kg
LA6-5DTNUN-RYGBC	5	24V DC	Direct	Terminal block	Continuous On	None	Silver	Multi-color (21 colors)	7W	0.53kg
LA6-5DWJWB-RYGBC	5	24V DC	Direct	Cable	Continuous On and flashing	Yes	Off-white	Multi-color (21 colors)	8W	0.56kg
LA6-5DWJWN-RYGBC	5	24V DC	Direct	Cable	Continuous On	None	Off-white	Multi-color (21 colors)	8W	0.51kg
LA6-5DWJUB-RYGBC	5	24V DC	Direct	Cable	Continuous On and flashing	Yes	Silver	Multi-color (21 colors)	8W	0.56kg
LA6-5DWJUN-RYGBC	5	24V DC	Direct	Cable	Continuous On	None	Silver	Multi-color (21 colors)	8W	0.51kg
LA6-5DLJWB-RYGBC	5	24V DC	Pole with L-bracket	Cable	Continuous On and flashing	Yes	Off-white	Multi-color (21 colors)	8W	1.09kg
LA6-5DLJWN-RYGBC	5	24V DC	Pole with L-bracket	Cable	Continuous On	None	Off-white	Multi-color (21 colors)	7W	1.04kg
LA6-5AWJWB-RYGBC	5	100 - 240V AC	Direct	Cable	Continuous On and flashing	Yes	Off-white	Multi-color (21 colors)	7.5W	0.74kg

Specifications

Supported Transistors	D type (24V DC): NPN / PNP A type (100-240V AC): NPN
Alarm Sound	No.1: 2400Hz Continuous Beep sound No.2: 2400Hz Rapid Intermittent Beep (0.05sec on / 0.05sec silence) No.3: 2400Hz Long Intermittent Beep (1.5sec on / 1.5sec silence) No.4: 2400Hz Fast Intermittent Beep (0.5sec on / 0.5sec silence) No.5: 3600Hz Continuous Beep sound No.6: 3600Hz Rapid Intermittent Beep (0.05sec on / 0.05sec silence) No.7: 3600Hz Long Intermittent Beep (1.5sec on / 1.5sec silence) No.8: 3600Hz Fast Intermittent Beep (0.5sec on / 0.5sec silence) No.9: 2400Hz & 3375Hz Multiplexed Beep (0.25sec/0.25sec) No.10: 2400Hz & 3600Hz Multiplexed Beep (0.25sec/0.25sec) No.11: 4000Hz & 4800Hz Multiplexed Beep (0.5sec/0.5sec)
Volume Control	Four settings with a push of a button (factory default set to max.)

Optional Parts

For details refer to P. 107 to P. 112

Product Name	Model Number
Pole Mounting Assembly	SZ-70L
Pole Mounting Bracket	SZ-010
Pole Mounting Bracket	SZ-016A
Wall Mount Bracket	SZK-003W / U
Pole Upper Bracket (with Waterproof Ring and screws)	SZP-004W / U
Stationary Bracket	SZW-060W
Mounting Pole (100mm)	POLE-100A21+O0109
Mounting Pole (300mm)	POLE-300A21+O0109
Mounting Pole (800mm)	POLE-800A21+O0109

Signal Tower

LR



Φ40 mm	Φ50 mm	Φ60 mm	Φ70 mm	LED	Indoor Use	Upright Mounting	Ambient Temperature -20°C~+45°C (ABS & AS)	Ambient Temperature -20°C~+50°C
Red, Amber, Green, Blue, White, Multi-color 7 colors	Change Number of Tiers	Continuous On	60 Flashes per Minute	85dB (LR4, LR5)	88dB (LR6)	90dB (LR7)	4 Buzzer Sounds	
CE (Excluding M2LJ type)	UKCA (Excluding M2LJ type)	UL	FCC	KC (M2LJ)	IP65	IP54 (LJ Type)	NEMA TYPE 4X,13	

*When using 12V DC: 80dB

Model Number Configuration

Φ40mm Model Code

LR4-502WJBW-RYGBCZ

Model ① ② ③ ④ ⑤ ⑥ ⑦

- | | | | | | | |
|---|---|--|---|--|--|--|
| ① Tiers
1 = 1 tier
2 = 2 tiers
3 = 3 tiers
4 = 4 tiers
5 = 5 tiers | ② Rated Voltage
02 = 24V DC
M2 = 100-240V AC *1 | ③ Mounting/Wiring
WJ = Direct Mount/Cable
LJ = Pole Mount with L-bracket/Cable
PJ = Pole Mount with Circular Bracket/Cable
QJ = Pole Mount with Folding Bracket/Cable *2 | ④ Flashing/Buzzer
B = With Flashing/Buzzer
N = No Flashing/Buzzer | ⑤ Body Color
W = Off-white
U = Silver *3 | ⑥ Luminous Color
R = Red
Y = Amber
G = Green
B = Blue
C = White | ⑦ Lens Type
None = Colored
Z = Clear |
|---|---|--|---|--|--|--|

*1 For WJ, LJ and PJ type only *2 For 24V DC and Off-white type only *3 For 24V DC type WJ, LJ and PJ type only

Φ50mm Model Code

LR5-502WJBW-RYGBCZ

Model ① ② ③ ④ ⑤ ⑥ ⑦

- | | | | | | | |
|---|---|---|---|-------------------------------|--|--|
| ① Tiers
1 = 1 tier
2 = 2 tiers
3 = 3 tiers
4 = 4 tiers
5 = 5 tiers | ② Rated Voltage
01 = 12V DC
02 = 24V DC | ③ Mounting/Wiring
WJ = Direct Mount/Cable
LJ = Pole Mount with L-bracket/Cable
PJ = Pole Mount with Circular Bracket/Cable | ④ Flashing/Buzzer
B = With Flashing/Buzzer
N = No Flashing/Buzzer | ⑤ Body Color
W = Off-white | ⑥ Luminous Color
R = Red
Y = Amber
G = Green
B = Blue
C = White | ⑦ Lens Type
None = Colored
Z = Clear |
|---|---|---|---|-------------------------------|--|--|

Φ60mm Model Code

LR6-502WJBW-RYGBCZ

Model ① ② ③ ④ ⑤ ⑥ ⑦

- | | | | | | | |
|---|---|--|---|--|---|--|
| ① Tiers
1 = 1 tier
2 = 2 tiers
3 = 3 tiers
4 = 4 tiers
5 = 5 tiers | ② Rated Voltage
02 = 24V DC
M2 = 100-240V AC *1 | ③ Mounting/Wiring
WJ = Direct Mount/Cable
LJ = Pole Mount with L-bracket/Cable
PJ = Pole Mount with Circular Bracket/Cable
QJ = Pole Mount with Folding Bracket/Cable *2
WC = Direct Mount/M12 Connector *2 | ④ Flashing/Buzzer
B = With Flashing/Buzzer
N = No Flashing/Buzzer | ⑤ Body Color
W = Off-white
U = Silver *3 | ⑥ Luminous Color
R = Red
Y = Amber
G = Green
B = Blue
C = White
M = Multi Color | ⑦ Lens Type
None = Colored
Z = Clear |
|---|---|--|---|--|---|--|

*1 For WJ, LJ and PJ type only *2 For 24V DC and Off-white type only *3 For 24V DC type WJ, LJ and PJ type only

Φ70mm Model Code

LR7-502WJBW-RYGBC

Model ① ② ③ ④ ⑤ ⑥

- | | | | | | |
|---|--------------------------------|--|---|-------------------------------|--|
| ① Tiers
1 = 1 tier
2 = 2 tiers
3 = 3 tiers
4 = 4 tiers
5 = 5 tiers | ② Rated Voltage
02 = 24V DC | ③ Mounting/Wiring
WJ = Direct Mount/Cable | ④ Flashing/Buzzer
B = With Flashing/Buzzer
N = No Flashing/Buzzer | ⑤ Body Color
W = Off-white | ⑥ Luminous Color
R = Red
Y = Amber
G = Green
B = Blue
C = White |
|---|--------------------------------|--|---|-------------------------------|--|

IO-Link / LAN
USB / PoE
Wireless

Signal Tower

Beacon

Audible Alarms
and MP3 Voice
Annunciators

Hybrid Signaling
Devices

LED Illumination

Optional Parts

Specifications

Supported Transistors	NPN/PNP (Excluding M2 type)
Alarm Sound	4 patterns (switch by DIP switch) No.1: Intermittent sound No.2: Continuous sound No.3: High and low tones No.4: Sweep sound *It is possible to sound an alarm that turns on and off in 0.5 second cycles by shorting the buzzer and flashing common lines.
Volume control	Sound can be reduced by DIP switch

Optional Parts

For details refer to P. 107 to P. 112

Product Name	Model Number
Circular Bracket	SZW-001W
Wall Mount Bracket	SZK-002W/U/K
Wall Mount Bracket	SZK-003W/U/K
Wall Mount Bracket	SZK-004W
Circular Multi-mount Bracket	SZP-001W/U/K
1/2" NPT Bracket	SZP-090U
1/2" NPT Bracket	SZP-091U

Product Name	Model Number
Mounting Bracket	SZW-002W
Circular Bracket	SZP-002U
Folding Bracket	SZQ-001W
Circular Bracket	SZP-003W/U/K
L-Bracket	SZL-001
Wall Mount Bracket	SZK-001U











































Product List Pre-Assembled Models

...Compatible with WD Wireless Data Acquisition products (page. 36)

Model Number	WD Compatible	Size (mm)	Number of Tiers	Rated Voltage	Mounting	Buzzer	Luminous Color	Clear Lens	Power Consumption	Mass
LR4-102WJNW(U)-R/Y/G		Φ40	1	24V DC	Direct		Red/Amber/Green		1.3W	0.205kg
LR4-202WJNW(U)-RY/RG		Φ40	2	24V DC	Direct		Red, Amber / Red, Green		2.6W	0.24kg
LR4-302WJNW(U)-RYG		Φ40	3	24V DC	Direct		Red, Amber, Green		3.9W	0.275kg
LR4-302WJNW-RYGZ		Φ40	3	24V DC	Direct		Red, Amber, Green	✓	3.9W	0.275kg
LR4-402WJNW(U)-RYGB		Φ40	4	24V DC	Direct		Red, Amber, Green, Blue		5.2W	0.31kg
LR4-502WJNW(U)-RYGBC		Φ40	5	24V DC	Direct		Red, Amber, Green, Blue, White		6.5W	0.345kg
LR4-102WJBW(U)-R/Y/G		Φ40	1	24V DC	Direct	✓	Red / Amber / Green		2.6W	0.24kg
LR4-202WJBW(U)-RY/RG		Φ40	2	24V DC	Direct	✓	Red, Amber / Red, Green		3.9W	0.275kg
LR4-302WJBW(U)-RYG		Φ40	3	24V DC	Direct	✓	Red, Amber, Green		5.2W	0.31kg
LR4-302WJBW-RYGZ		Φ40	3	24V DC	Direct	✓	Red, Amber, Green	✓	5.2W	0.31kg
LR4-402WJBW(U)-RYGB		Φ40	4	24V DC	Direct	✓	Red, Amber, Green, Blue		6.5W	0.345kg
LR4-502WJBW(U)-RYGBC		Φ40	5	24V DC	Direct	✓	Red, Amber, Green, Blue, White		7.8W	0.38kg
LR4-1M2WJNW-R/Y/G		Φ40	1	100 - 240V AC	Direct		Red / Amber / Green		1.8W	0.29kg
LR4-2M2WJNW-RY/RG		Φ40	2	100 - 240V AC	Direct		Red, Amber / Red, Green		3.6W	0.32kg
LR4-3M2WJNW-RYG		Φ40	3	100 - 240V AC	Direct		Red, Amber, Green		5.4W	0.355kg
LR4-4M2WJNW-RYGB		Φ40	4	100 - 240V AC	Direct		Red, Amber, Green, Blue		7.2W	0.39kg
LR4-5M2WJNW-RYGBC		Φ40	5	100 - 240V AC	Direct		Red, Amber, Green, Blue, White		9W	0.43kg
LR4-1M2WJBW-R/Y/G		Φ40	1	100 - 240V AC	Direct	✓	Red / Amber / Green		3.6W	0.32kg
LR4-2M2WJBW-RY/RG		Φ40	2	100 - 240V AC	Direct	✓	Red, Amber / Red, Green		5.4W	0.36kg
LR4-3M2WJBW-RYG		Φ40	3	100 - 240V AC	Direct	✓	Red, Amber, Green		7.2W	0.39kg
LR4-4M2WJBW-RYGB		Φ40	4	100 - 240V AC	Direct	✓	Red, Amber, Green, Blue		9W	0.43kg
LR4-5M2WJBW-RYGBC		Φ40	5	100 - 240V AC	Direct	✓	Red, Amber, Green, Blue, White		10.8W	0.46kg
LR5-101WJNW-R/Y/G		Φ50	1	12V DC	Direct		Red / Amber / Green		1.1W	0.24kg
LR5-201WJNW-RY/RG		Φ50	2	12V DC	Direct		Red, Amber / Red, Green		2.2W	0.28kg
LR5-301WJNW-RYG		Φ50	3	12V DC	Direct		Red, Amber, Green		3.3W	0.32kg
LR5-401WJNW-RYGB		Φ50	4	12V DC	Direct		Red, Amber, Green, Blue		4.4W	0.36kg
LR5-501WJNW-RYGBC		Φ50	5	12V DC	Direct		Red, Amber, Green, Blue, White		5.5W	0.4kg
LR5-101WJBW-R/Y/G		Φ50	1	12V DC	Direct	✓	Red / Amber / Green		2.3W	0.29kg
LR5-201WJBW-RY/RG		Φ50	2	12V DC	Direct	✓	Red, Amber / Red, Green		3.4W	0.33kg
LR5-301WJBW-RYG		Φ50	3	12V DC	Direct	✓	Red, Amber, Green		4.5W	0.37kg
LR5-401WJBW-RYGB		Φ50	4	12V DC	Direct	✓	Red, Amber, Green, Blue		5.6W	0.41kg
LR5-501WJBW-RYGBC		Φ50	5	12V DC	Direct	✓	Red, Amber, Green, Blue, White		6.7W	0.45kg
LR5-102WJNW-R/Y/G		Φ50	1	24V DC	Direct		Red / Amber / Green		1.3W	0.24kg
LR5-202WJNW-RY/RG		Φ50	2	24V DC	Direct		Red, Amber / Red, Green		2.6W	0.28kg
LR5-302WJNW-RYG		Φ50	3	24V DC	Direct		Red, Amber, Green		3.9W	0.32kg















































Product List Pre-Assembled Models

 ...Compatible with WD Wireless Data Acquisition products (page. 36)

Model Number	WD Compatible	Size (mm)	Number of Tiers	Rated Voltage	Mounting	Buzzer	Luminous Color	Clear Lens	Power Consumption	Mass
LR5-402WJNW-RYGB		Φ50	4	24V DC	Direct		Red, Amber, Green, Blue		5.2W	0.36kg
LR5-502WJNW-RYGB		Φ50	5	24V DC	Direct		Red, Amber, Green, Blue, White		6.5W	0.4kg
LR5-102WJBW-R/Y/G		Φ50	1	24V DC	Direct	✓	Red / Amber / Green		2.6W	0.29kg
LR5-202WJBW-RY/RG		Φ50	2	24V DC	Direct	✓	Red, Amber / Red, Green		3.9W	0.33kg
LR5-302WJBW-RYG		Φ50	3	24V DC	Direct	✓	Red, Amber, Green		5.2W	0.37kg
LR5-402WJBW-RYGB		Φ50	4	24V DC	Direct	✓	Red, Amber, Green, Blue		6.5W	0.41kg
LR5-502WJBW-RYGB		Φ50	5	24V DC	Direct	✓	Red, Amber, Green, Blue, White		7.8W	0.45kg
LR6-102WJNW(U)-R/Y/G		Φ60	1	24V DC	Direct		Red / Amber / Green		1.3W	0.28kg
LR6-202WJNW(U)-RY/RG		Φ60	2	24V DC	Direct		Red, Amber / Red, Green		2.6W	0.34kg
LR6-302WJNW(U)-RYG		Φ60	3	24V DC	Direct		Red, Amber, Green		3.9W	0.4kg
LR6-302WJNW(U)-RYGZ		Φ60	3	24V DC	Direct		Red, Amber, Green	✓	3.9W	0.4kg
LR6-402WJNW(U)-RYGB		Φ60	4	24V DC	Direct		Red, Amber, Green, Blue		5.2W	0.46kg
LR6-502WJNW(U)-RYGB		Φ60	5	24V DC	Direct		Red, Amber, Green, Blue, White		6.5W	0.52kg
LR6-102WJBW(U)-R/Y/G		Φ60	1	24V DC	Direct	✓	Red / Amber / Green		2.6W	0.34kg
LR6-202WJBW(U)-RY/RG		Φ60	2	24V DC	Direct	✓	Red, Amber / Red, Green		3.9W	0.4kg
LR6-302WJBW(U)-RYG		Φ60	3	24V DC	Direct	✓	Red, Amber, Green		5.2W	0.46kg
LR6-402WJBW(U)-RYGB		Φ60	4	24V DC	Direct	✓	Red, Amber, Green, Blue		6.5W	0.52kg
LR6-502WJBW(U)-RYGB		Φ60	5	24V DC	Direct	✓	Red, Amber, Green, Blue, White		7.8W	0.58kg
LR6-1M2WJNW-R/Y/G		Φ60	1	100 - 240V AC	Direct		Red / Amber / Green		1.8W	0.38kg
LR6-2M2WJNW-RY/RG		Φ60	2	100 - 240V AC	Direct		Red, Amber / Red, Green		3.6W	0.44kg
LR6-3M2WJNW-RYG		Φ60	3	100 - 240V AC	Direct		Red, Amber, Green		5.4W	0.5kg
LR6-4M2WJNW-RYGB		Φ60	4	100 - 240V AC	Direct		Red, Amber, Green, Blue		7.2W	0.56kg
LR6-5M2WJNW-RYGB		Φ60	5	100 - 240V AC	Direct		Red, Amber, Green, Blue, White		9W	0.62kg
LR6-1M2WJBW-R/Y/G		Φ60	1	100 - 240V AC	Direct	✓	Red / Amber / Green		3.6W	0.44kg
LR6-2M2WJBW-RY/RG		Φ60	2	100 - 240V AC	Direct	✓	Red, Amber / Red, Green		5.4W	0.5kg
LR6-3M2WJBW-RYG		Φ60	3	100 - 240V AC	Direct	✓	Red, Amber, Green		7.2W	0.56kg
LR6-4M2WJBW-RYGB		Φ60	4	100 - 240V AC	Direct	✓	Red, Amber, Green, Blue		9W	0.62kg
LR6-5M2WJBW-RYGB		Φ60	5	100 - 240V AC	Direct	✓	Red, Amber, Green, Blue, White		10.8W	0.68kg
LR7-102WJNW-R/Y/G		Φ70	1	24V DC	Direct		Red / Amber / Green		1.3W	0.31kg
LR7-202WJNW-RY/RG		Φ70	2	24V DC	Direct		Red, Amber / Red, Green		2.6W	0.37kg
LR7-302WJNW-RYG		Φ70	3	24V DC	Direct		Red, Amber, Green		3.9W	0.435kg
LR7-402WJNW-RYGB		Φ70	4	24V DC	Direct		Red, Amber, Green, Blue		5.2W	0.5kg
LR7-502WJNW-RYGB		Φ70	5	24V DC	Direct		Red, Amber, Green, Blue, White		6.5W	0.57kg
LR7-102WJBW-R/Y/G		Φ70	1	24V DC	Direct	✓	Red / Amber / Green		2.6W	0.38kg
LR7-202WJBW-RY/RG		Φ70	2	24V DC	Direct	✓	Red, Amber / Red, Green		3.9W	0.44kg
LR7-302WJBW-RYG		Φ70	3	24V DC	Direct	✓	Red, Amber, Green		5.2W	0.505kg
LR7-402WJBW-RYGB		Φ70	4	24V DC	Direct	✓	Red, Amber, Green, Blue		6.5W	0.57kg
LR7-502WJBW-RYGB		Φ70	5	24V DC	Direct	✓	Red, Amber, Green, Blue, White		7.8W	0.635kg
LR6-302WJBW-RYGZ		Φ60	3	24V DC	Direct	✓	Red, Amber, Green	✓	5.2W	0.46kg
LR4-102LJNW(U)-R/Y/G		Φ40	1	24V DC	Pole with L-bracket		Red / Amber / Green		1.3W	0.495kg
LR4-202LJNW(U)-RY/RG		Φ40	2	24V DC	Pole with L-bracket		Red, Amber / Red, Green		2.6W	0.53kg
LR4-302LJNW(U)-RYG		Φ40	3	24V DC	Pole with L-bracket		Red, Amber, Green		3.9W	0.565kg
LR4-302LJNW-RYGZ		Φ40	3	24V DC	Pole with L-bracket		Red, Amber, Green	✓	3.9W	0.565kg
LR4-402LJNW(U)-RYGB		Φ40	4	24V DC	Pole with L-bracket		Red, Amber, Green, Blue		5.2W	0.6kg
LR4-502LJNW(U)-RYGB		Φ40	5	24V DC	Pole with L-bracket		Red, Amber, Green, Blue, White		6.5W	0.635kg
LR4-102LJBW(U)-R/Y/G		Φ40	1	24V DC	Pole with L-bracket	✓	Red / Amber / Green		2.6W	0.53kg
LR4-202LJBW(U)-RY/RG		Φ40	2	24V DC	Pole with L-bracket	✓	Red, Amber / Red, Green		3.9W	0.565kg
LR4-302LJBW(U)-RYG		Φ40	3	24V DC	Pole with L-bracket	✓	Red, Amber, Green		5.2W	0.6kg
LR4-302LJBW-RYGZ		Φ40	3	24V DC	Pole with L-bracket	✓	Red, Amber, Green	✓	5.2W	0.6kg
LR4-402LJBW(U)-RYGB		Φ40	4	24V DC	Pole with L-bracket	✓	Red, Amber, Green, Blue		6.5W	0.635kg
LR4-502LJBW(U)-RYGB		Φ40	5	24V DC	Pole with L-bracket	✓	Red, Amber, Green, Blue, White		7.8W	0.67kg
* LR4-1M2LJNW-R/Y/G		Φ40	1	100 - 240V AC	Pole with L-bracket		Red / Amber / Green		1.8W	0.575kg
* LR4-2M2LJNW-RY/RG		Φ40	2	100 - 240V AC	Pole with L-bracket		Red, Amber / Red, Green		3.6W	0.61kg
* LR4-3M2LJNW-RYG		Φ40	3	100 - 240V AC	Pole with L-bracket		Red, Amber, Green		5.4W	0.645kg
* LR4-4M2LJNW-RYGB		Φ40	4	100 - 240V AC	Pole with L-bracket		Red, Amber, Green, Blue		7.2W	0.68kg
* LR4-5M2LJNW-RYGB		Φ40	5	100 - 240V AC	Pole with L-bracket		Red, Amber, Green, Blue, White		9W	0.715kg

Product List Pre-Assembled Models


 Compatible with WD Wireless Data Acquisition products (page. 36)

Model Number	WD Compatible	Size (mm)	Number of Tiers	Rated Voltage	Mounting	Buzzer	Luminous Color	Clear Lens	Power Consumption	Mass
* LR4-1M2LJBW-R/Y/G		Φ40	1	100 - 240V AC	Pole with L-bracket	✓	Red / Amber / Green		3.6W	0.61kg
* LR4-2M2LJBW-RY/RG		Φ40	2	100 - 240V AC	Pole with L-bracket	✓	Red, Amber / Red, Green		5.4W	0.645kg
* LR4-3M2LJBW-RYG		Φ40	3	100 - 240V AC	Pole with L-bracket	✓	Red, Amber, Green		7.2W	0.68kg
* LR4-4M2LJBW-RYGB		Φ40	4	100 - 240V AC	Pole with L-bracket	✓	Red, Amber, Green, Blue		9W	0.715kg
* LR4-5M2LJBW-RYGBC		Φ40	5	100 - 240V AC	Pole with L-bracket	✓	Red, Amber, Green, Blue, White		10.8W	0.75kg
LR5-101LJNW-R/Y/G		Φ50	1	12V DC	Pole with L-bracket		Red / Amber / Green		1.1W	0.53kg
LR5-201LJNW-RY/RG		Φ50	2	12V DC	Pole with L-bracket		Red, Amber / Red, Green		2.2W	0.57kg
LR5-301LJNW-RYG		Φ50	3	12V DC	Pole with L-bracket		Red, Amber, Green		3.3W	0.61kg
LR5-401LJNW-RYGB		Φ50	4	12V DC	Pole with L-bracket		Red, Amber, Green, Blue		4.4W	0.65kg
LR5-501LJNW-RYGBC		Φ50	5	12V DC	Pole with L-bracket		Red, Amber, Green, Blue, White		5.5W	0.69kg
LR5-101LJBW-R/Y/G		Φ50	1	12V DC	Pole with L-bracket	✓	Red / Amber / Green		2.3W	0.58kg
LR5-201LJBW-RY/RG		Φ50	2	12V DC	Pole with L-bracket	✓	Red, Amber / Red, Green		3.4W	0.57kg
LR5-301LJBW-RYG		Φ50	3	12V DC	Pole with L-bracket	✓	Red, Amber, Green		4.5W	0.66kg
LR5-401LJBW-RYGB		Φ50	4	12V DC	Pole with L-bracket	✓	Red, Amber, Green, Blue		5.6W	0.65kg
LR5-501LJBW-RYGBC		Φ50	5	12V DC	Pole with L-bracket	✓	Red, Amber, Green, Blue, White		6.7W	0.74kg
LR5-102LJNW-R/Y/G		Φ50	1	24V DC	Pole with L-bracket		Red / Amber / Green		1.3W	0.53kg
LR5-202LJNW-RY/RG		Φ50	2	24V DC	Pole with L-bracket		Red, Amber / Red, Green		2.6W	0.57kg
LR5-302LJNW-RYG		Φ50	3	24V DC	Pole with L-bracket		Red, Amber, Green		3.9W	0.61kg
LR5-402LJNW-RYGB		Φ50	4	24V DC	Pole with L-bracket		Red, Amber, Green, Blue		5.2W	0.65kg
LR5-502LJNW-RYGBC		Φ50	5	24V DC	Pole with L-bracket		Red · Amber · Green · Blue · White		6.5W	0.69kg
LR5-102LJBW-R/Y/G		Φ50	1	24V DC	Pole with L-bracket	✓	Red / Amber / Green		2.6W	0.58kg
LR5-202LJBW-RY/RG		Φ50	2	24V DC	Pole with L-bracket	✓	Red, Amber / Red, Green		3.9W	0.62kg
LR5-302LJBW-RYG		Φ50	3	24V DC	Pole with L-bracket	✓	Red, Amber, Green		5.2W	0.66kg
LR5-402LJBW-RYGB		Φ50	4	24V DC	Pole with L-bracket	✓	Red, Amber, Green, Blue		6.5W	0.7kg
LR5-502LJBW-RYGBC		Φ50	5	24V DC	Pole with L-bracket	✓	Red, Amber, Green, Blue, White		7.8W	0.74kg
LR6-102LJNW(U)-R/Y/G		Φ60	1	24V DC	Pole with L-bracket		Red / Amber / Green		1.3W	0.56kg
LR6-202LJNW(U)-RY/RG		Φ60	2	24V DC	Pole with L-bracket		Red, Amber / Red, Green		2.6W	0.62kg
LR6-302LJNW(U)-RYG		Φ60	3	24V DC	Pole with L-bracket		Red, Amber, Green		3.9W	0.68kg
LR6-302LJNW(U)-RYGZ		Φ60	3	24V DC	Pole with L-bracket		Red, Amber, Green	✓	3.9W	0.68kg
LR6-402LJNW(U)-RYGB		Φ60	4	24V DC	Pole with L-bracket		Red, Amber, Green, Blue		5.2W	0.74kg
LR6-502LJNW(U)-RYGBC		Φ60	5	24V DC	Pole with L-bracket		Red, Amber, Green, Blue, White		6.5W	0.8kg
LR6-102LJBW(U)-R/Y/G		Φ60	1	24V DC	Pole with L-bracket	✓	Red / Amber / Green		2.6W	0.62kg
LR6-202LJBW(U)-RY/RG		Φ60	2	24V DC	Pole with L-bracket	✓	Red, Amber / Red, Green		3.9W	0.68kg
LR6-302LJBW(U)-RYG		Φ60	3	24V DC	Pole with L-bracket	✓	Red, Amber, Green		5.2W	0.74kg
LR6-302LJBW(U)-RYGZ		Φ60	3	24V DC	Pole with L-bracket	✓	Red, Amber, Green	✓	5.2W	0.74kg
LR6-402LJBW(U)-RYGB		Φ60	4	24V DC	Pole with L-bracket	✓	Red, Amber, Green, Blue		6.5W	0.8kg
LR6-502LJBW(U)-RYGBC		Φ60	5	24V DC	Pole with L-bracket	✓	Red, Amber, Green, Blue, White		7.8W	0.86kg
* LR6-1M2LJNW-R/Y/G		Φ60	1	100 - 240V AC	Pole with L-bracket		Red / Amber / Green		1.8W	0.66kg
* LR6-2M2LJNW-RY/RG		Φ60	2	100 - 240V AC	Pole with L-bracket		Red, Amber / Red, Green		3.6W	0.72kg
* LR6-3M2LJNW-RYG		Φ60	3	100 - 240V AC	Pole with L-bracket		Red, Amber, Green		5.4W	0.78kg
* LR6-4M2LJNW-RYGB		Φ60	4	100 - 240V AC	Pole with L-bracket		Red, Amber, Green, Blue		7.2W	0.84kg
* LR6-5M2LJNW-RYGBC		Φ60	5	100 - 240V AC	Pole with L-bracket		Red, Amber, Green, Blue, White		9W	0.9kg
* LR6-1M2LJBW-R/Y/G		Φ60	1	100 - 240V AC	Pole with L-bracket	✓	Red / Amber / Green		3.6W	0.72kg
* LR6-2M2LJBW-RY/RG		Φ60	2	100 - 240V AC	Pole with L-bracket	✓	Red, Amber / Red, Green		5.4W	0.78kg
* LR6-3M2LJBW-RYG		Φ60	3	100 - 240V AC	Pole with L-bracket	✓	Red, Amber, Green		7.2W	0.84kg
* LR6-4M2LJBW-RYGB		Φ60	4	100 - 240V AC	Pole with L-bracket	✓	Red, Amber, Green, Blue		9W	0.9kg
* LR6-5M2LJBW-RYGBC		Φ60	5	100 - 240V AC	Pole with L-bracket	✓	Red, Amber, Green, Blue, White		10.8W	0.96kg
LR4-102PJNW(U)-R/Y/G		Φ40	1	24V DC	Pole with Circular Bracket		Red / Amber / Green		1.3W	0.395kg
LR4-202PJNW(U)-RY/RG		Φ40	2	24V DC	Pole with Circular Bracket		Red, Amber / Red, Green		2.6W	0.43kg
LR4-302PJNW(U)-RYG		Φ40	3	24V DC	Pole with Circular Bracket		Red, Amber, Green		3.9W	0.465kg
LR4-402PJNW(U)-RYGB		Φ40	4	24V DC	Pole with Circular Bracket		Red, Amber, Green, Blue		5.2W	0.5kg
LR4-502PJNW(U)-RYGBC		Φ40	5	24V DC	Pole with Circular Bracket		Red, Amber, Green, Blue, White		6.5W	0.535kg
LR4-102PJBW(U)-R/Y/G		Φ40	1	24V DC	Pole with Circular Bracket	✓	Red / Amber / Green		2.6W	0.43kg

* Not suitable for KC (KN 61000-6-4, KN 61000-6-2) and Low Voltage Directive (TEC / EN 60947-5-1, EN 62471).

Product List Pre-Assembled Models

 ...Compatible with WD Wireless Data Acquisition products (page. 36)

Model Number	WD Compatible	Size (mm)	Number of Tiers	Rated Voltage	Mounting	Buzzer	Luminous Color	Clear Lens	Power Consumption	Mass
LR4-202PJBW(U)-RY/RG		Φ40	2	24V DC	Pole with Circular Bracket	✓	Red, Amber / Red, Green		3.9W	0.465kg
LR4-302PJBW(U)-RYG		Φ40	3	24V DC	Pole with Circular Bracket	✓	Red, Amber, Green		5.2W	0.5kg
LR4-402PJBW(U)-RYGB		Φ40	4	24V DC	Pole with Circular Bracket	✓	Red, Amber, Green, Blue		6.5W	0.535kg
LR4-502PJBW(U)-RYGBC		Φ40	5	24V DC	Pole with Circular Bracket	✓	Red, Amber, Green, Blue, White		7.8W	0.57kg
LR4-1M2PJNW-R/Y/G		Φ40	1	100 - 240V AC	Pole with Circular Bracket		Red / Amber / Green		1.8W	0.48kg
LR4-2M2PJNW-RY/RG		Φ40	2	100 - 240V AC	Pole with Circular Bracket		Red, Amber / Red, Green		3.6W	0.51kg
LR4-3M2PJNW-RYG		Φ40	3	100 - 240V AC	Pole with Circular Bracket		Red, Amber, Green		5.4W	0.545kg
LR4-4M2PJNW-RYGB		Φ40	4	100 - 240V AC	Pole with Circular Bracket		Red, Amber, Green, Blue		7.2W	0.58kg
LR4-5M2PJNW-RYGBC		Φ40	5	100 - 240V AC	Pole with Circular Bracket		Red, Amber, Green, Blue, White		9W	0.62kg
LR4-1M2PJBW-R/Y/G		Φ40	1	100 - 240V AC	Pole with Circular Bracket	✓	Red / Amber / Green		3.6W	0.51kg
LR4-2M2PJBW-RY/RG		Φ40	2	100 - 240V AC	Pole with Circular Bracket	✓	Red, Amber / Red, Green		5.4W	0.55kg
LR4-3M2PJBW-RYG		Φ40	3	100 - 240V AC	Pole with Circular Bracket	✓	Red, Amber, Green		7.2W	0.58kg
LR4-4M2PJBW-RYGB		Φ40	4	100 - 240V AC	Pole with Circular Bracket	✓	Red, Amber, Green, Blue		9W	0.62kg
LR4-5M2PJBW-RYGBC		Φ40	5	100 - 240V AC	Pole with Circular Bracket	✓	Red, Amber, Green, Blue, White		10.8W	0.65kg
LR5-101PJNW-R/Y/G		Φ50	1	12V DC	Pole with Circular Bracket		Red / Amber / Green		1.1W	0.42kg
LR5-201PJNW-RY/RG		Φ50	2	12V DC	Pole with Circular Bracket		Red, Amber / Red, Green		2.2W	0.46kg
LR5-301PJNW-RYG		Φ50	3	12V DC	Pole with Circular Bracket		Red, Amber, Green		3.3W	0.5kg
LR5-401PJNW-RYGB		Φ50	4	12V DC	Pole with Circular Bracket		Red, Amber, Green, Blue		4.4W	0.54kg
LR5-501PJNW-RYGBC		Φ50	5	12V DC	Pole with Circular Bracket		Red, Amber, Green, Blue, White		5.5W	0.58kg
LR5-101PJBW-R/Y/G		Φ50	1	12V DC	Pole with Circular Bracket	✓	Red / Amber / Green		2.3W	0.47kg
LR5-201PJBW-RY/RG		Φ50	2	12V DC	Pole with Circular Bracket	✓	Red, Amber / Red, Green		3.4W	0.51kg
LR5-301PJBW-RYG		Φ50	3	12V DC	Pole with Circular Bracket	✓	Red, Amber, Green		4.5W	0.55kg
LR5-401PJBW-RYGB		Φ50	4	12V DC	Pole with Circular Bracket	✓	Red, Amber, Green, Blue		5.6W	0.59kg
LR5-501PJBW-RYGBC		Φ50	5	12V DC	Pole with Circular Bracket	✓	Red, Amber, Green, Blue, White		6.7W	0.63kg
LR5-102PJNW-R/Y/G		Φ50	1	24V DC	Pole with Circular Bracket		Red/Amber/Green		1.3W	0.42kg
LR5-202PJNW-RY/RG		Φ50	2	24V DC	Pole with Circular Bracket		Red, Amber, red, and green		2.6W	0.46kg
LR5-302PJNW-RYG		Φ50	3	24V DC	Pole with Circular Bracket		Red · Amber · Green		3.9W	0.5kg
LR5-402PJNW-RYGB		Φ50	4	24V DC	Pole with Circular Bracket		Red · Amber · Green · Blue		5.2W	0.54kg
LR5-502PJNW-RYGBC		Φ50	5	24V DC	Pole with Circular Bracket		Red · Amber · Green · Blue · White		6.5W	0.58kg
LR5-102PJBW-R/Y/G		Φ50	1	24V DC	Pole with Circular Bracket	✓	Red/Amber/Green		2.6W	0.47kg
LR5-202PJBW-RY/RG		Φ50	2	24V DC	Pole with Circular Bracket	✓	Red, Amber, red, and green		3.9W	0.51kg
LR5-302PJBW-RYG		Φ50	3	24V DC	Pole with Circular Bracket	✓	Red · Amber · Green		5.2W	0.55kg
LR5-402PJBW-RYGB		Φ50	4	24V DC	Pole with Circular Bracket	✓	Red · Amber · Green · Blue		6.5W	0.59kg
LR5-502PJBW-RYGBC		Φ50	5	24V DC	Pole with Circular Bracket	✓	Red · Amber · Green · Blue · White		7.8W	0.63kg
LR6-102PJNW-R/Y/G		Φ60	1	24V DC	Pole with Circular Bracket		Red / Amber / Green		1.3W	0.46kg
LR6-202PJNW-RY/RG		Φ60	2	24V DC	Pole with Circular Bracket		Red, Amber / Red, Green		2.6W	0.52kg
LR6-302PJNW-RYG		Φ60	3	24V DC	Pole with Circular Bracket		Red, Amber, Green		3.9W	0.58kg
LR6-402PJNW-RYGB		Φ60	4	24V DC	Pole with Circular Bracket		Red, Amber, Green, Blue		5.2W	0.64kg
LR6-502PJNW-RYGBC		Φ60	5	24V DC	Pole with Circular Bracket		Red, Amber, Green, Blue, White		6.5W	0.7kg
LR6-102PJBW-R/Y/G		Φ60	1	24V DC	Pole with Circular Bracket	✓	Red / Amber / Green		2.6W	0.52kg
LR6-202PJBW-RY/RG		Φ60	2	24V DC	Pole with Circular Bracket	✓	Red, Amber / Red, Green		3.9W	0.58kg
LR6-302PJBW-RYG		Φ60	3	24V DC	Pole with Circular Bracket	✓	Red, Amber, Green		5.2W	0.64kg
LR6-402PJBW-RYGB		Φ60	4	24V DC	Pole with Circular Bracket	✓	Red, Amber, Green, Blue		6.5W	0.7kg
LR6-502PJBW-RYGBC		Φ60	5	24V DC	Pole with Circular Bracket	✓	Red, Amber, Green, Blue, White		7.8W	0.76kg

* Not suitable for KC (KN 61000-6-4, KN 61000-6-2) and Low Voltage Directive (TEC / EN 60947-5-1, EN 62471).

Model Number	WD Compatible	Size (mm)	Number of Tiers	Rated Voltage	Mounting	Buzzer	Luminous Color	Clear Lens	Power Consumption	Mass
LR6-1M2PJNW-R/Y/G		Φ60	1	100 - 240V AC	Pole with Circular Bracket		Red / Amber / Green		1.8W	0.56kg
LR6-2M2PJNW-RY/RG		Φ60	2	100 - 240V AC	Pole with Circular Bracket		Red, Amber / Red, Green		3.6W	0.62kg
LR6-3M2PJNW-RYG		Φ60	3	100 - 240V AC	Pole with Circular Bracket		Red, Amber, Green		5.4W	0.68kg
LR6-4M2PJNW-RYGB		Φ60	4	100 - 240V AC	Pole with Circular Bracket		Red, Amber, Green, Blue		7.2W	0.74kg
LR6-5M2PJNW-RYGBC		Φ60	5	100 - 240V AC	Pole with Circular Bracket		Red, Amber, Green, Blue, White		9W	0.8kg
LR6-1M2PJBW-R/Y/G		Φ60	1	100 - 240V AC	Pole with Circular Bracket	✓	Red / Amber / Green		3.6W	0.62kg
LR6-2M2PJBW-RY/RG		Φ60	2	100 - 240V AC	Pole with Circular Bracket	✓	Red, Amber / Red, Green		5.4W	0.68kg
LR6-3M2PJBW-RYG		Φ60	3	100 - 240V AC	Pole with Circular Bracket	✓	Red, Amber, Green		7.2W	0.74kg
LR6-4M2PJBW-RYGB		Φ60	4	100 - 240V AC	Pole with Circular Bracket	✓	Red, Amber, Green, Blue		9W	0.8kg
LR6-5M2PJBW-RYGBC		Φ60	5	100 - 240V AC	Pole with Circular Bracket	✓	Red, Amber, Green, Blue, White		10.8W	0.86kg
LR6-302PJNW-RYGZ		Φ60	3	24V DC	Pole with Circular Bracket		Red, Amber, Green	✓	3.9W	0.58kg
LR6-302PJBW-RYGZ		Φ60	3	24V DC	Pole with Circular Bracket	✓	Red, Amber, Green	✓	5.2W	0.64kg
LR4-102QJNW-R/Y/G		Φ40	1	24V DC	Pole with Folding Bracket		Red / Amber / Green		1.3W	0.455kg
LR4-202QJNW-RY/RG		Φ40	2	24V DC	Pole with Folding Bracket		Red, Amber / Red, Green		2.6W	0.49kg
LR4-302QJNW-RYG		Φ40	3	24V DC	Pole with Folding Bracket		Red, Amber, Green		3.9W	0.525kg
LR4-402QJNW-RYGB		Φ40	4	24V DC	Pole with Folding Bracket		Red, Amber, Green, Blue		5.2W	0.56kg
LR4-502QJNW-RYGBC		Φ40	5	24V DC	Pole with Folding Bracket		Red, Amber, Green, Blue, White		6.5W	0.595kg
LR4-102QJBW-R/Y/G		Φ40	1	24V DC	Pole with Folding Bracket	✓	Red / Amber / Green		2.6W	0.49kg
LR4-202QJBW-RY/RG		Φ40	2	24V DC	Pole with Folding Bracket	✓	Red, Amber / Red, Green		3.9W	0.525kg
LR4-302QJBW-RYG		Φ40	3	24V DC	Pole with Folding Bracket	✓	Red, Amber, Green		5.2W	0.56kg
LR4-402QJBW-RYGB		Φ40	4	24V DC	Pole with Folding Bracket	✓	Red, Amber, Green, Blue		6.5W	0.595kg
LR4-502QJBW-RYGBC		Φ40	5	24V DC	Pole with Folding Bracket	✓	Red, Amber, Green, Blue, White		7.8W	0.63kg
LR6-102QJNW-R/Y/G		Φ60	1	24V DC	Pole with Folding Bracket		Red / Amber / Green		1.3W	0.52kg
LR6-202QJNW-RY/RG		Φ60	2	24V DC	Pole with Folding Bracket		Red, Amber / Red, Green		2.6W	0.58kg
LR6-302QJNW-RYG		Φ60	3	24V DC	Pole with Folding Bracket		Red, Amber, Green		3.9W	0.64kg
LR6-402QJNW-RYGB		Φ60	4	24V DC	Pole with Folding Bracket		Red, Amber, Green, Blue		5.2W	0.7kg
LR6-502QJNW-RYGBC		Φ60	5	24V DC	Pole with Folding Bracket		Red, Amber, Green, Blue, White		6.5W	0.76kg
LR6-102QJBW-R/Y/G		Φ60	1	24V DC	Pole with Folding Bracket	✓	Red / Amber / Green		2.6W	0.58kg
LR6-202QJBW-RY/RG		Φ60	2	24V DC	Pole with Folding Bracket	✓	Red, Amber / Red, Green		3.9W	0.64kg
LR6-302QJBW-RYG		Φ60	3	24V DC	Pole with Folding Bracket	✓	Red, Amber, Green		5.2W	0.7kg
LR6-402QJBW-RYGB		Φ60	4	24V DC	Pole with Folding Bracket	✓	Red, Amber, Green, Blue		6.5W	0.76kg
LR6-502QJBW-RYGBC		Φ60	5	24V DC	Pole with Folding Bracket	✓	Red, Amber, Green, Blue, White		7.8W	0.82kg
LR6-302WCNW-RYG		Φ60	3	24V DC	Multi-mount / M12 Connector	✓	Red, Amber, Green		3.0W	0.35kg

Select Alarm Unit for Flashing / Alarm Function



LR4~7

Φ40~70

Model Number	Size (mm)	Mass
LR4-BW/U	Φ40	0.035kg
LR5-BW/U/K	Φ50	0.05kg
LR5-BW+B0960	Φ50	0.05kg
LR6-BW/U	Φ60	0.06kg
LR6-BW+B0960	Φ60	0.06kg
LR7-BW/U/K	Φ70	0.07kg

Select LED Unit(s)



LR4~7

Φ40~70

Model Number	Size (mm)	Luminous Color	Clear Lens	Mass
LR4-E-R/Y/G/B/C	Φ40	Red/Amber /Green/Blue/White		0.035kg
LR4-E-RZ/YZ/GZ/BZ	Φ40	Red/Amber/Green/Blue	✓	0.035kg
LR5-E-R/Y/G/B/C	Φ50	Red/Amber /Green/Blue/White		0.04kg
LR5-E-RZ/YZ/GZ/BZ	Φ50	Red/Amber /Green/Blue	✓	0.04kg
LR6-E-R/Y/G/B/C	Φ60	Red/Amber /Green/Blue/White		0.04kg
LR6-E-RZ/YZ/GZ/BZ	Φ60	Red/Amber/Green/Blue	✓	0.06kg
LR6-E-MZ	Φ60	Multi-color 7 colors	✓	0.06kg
LR7-E-R/Y/G/B/C	Φ70	Red/Amber /Green/Blue/White		0.065kg

Select Body Unit

Model Number	Size (mm)	Rated Voltage	Mounting	Wiring	Mass
LR4-02WJNW(U)	Φ40	24V DC	Direct	Cable	0.17kg
LR4-M2WJNW	Φ40	100~240V AC	Direct	Cable	0.25kg
LR5-01WJNW	Φ50	12V DC	Direct	Cable	0.2kg
LR5-02WJNW	Φ50	24V DC	Direct	Cable	0.2kg
LR6-02WJNW(U)	Φ60	24V DC	Direct	Cable	0.22kg
LR6-M2WJNW	Φ60	100~240V AC	Direct	Cable	0.32kg
LR7-02WJNW	Φ70	24V DC	Direct	Cable	0.24kg
LR5-02WTNW(U)(K)	Φ50	24V DC	Direct	Screwless Terminal Block	0.10kg
LR7-02WTNW(U)(K)	Φ70	24V DC	Direct	Screwless Terminal Block	0.15kg
LR5-02KTNW(U)(K)	Φ50	24V DC	Dual-mount with knockout holes	Screwless Terminal Block	0.10kg
LR7-02KTNW(U)(K)	Φ70	24V DC	Dual-mount with knockout holes	Screwless Terminal Block	0.15kg
LR4-02LJNW(U)	Φ40	24V DC	Pole with L-bracket	Cable	0.46kg
LR4-M2LJNW	Φ40	100~240V AC	Pole with L-bracket	Cable	0.54kg
LR5-01LJNW	Φ50	12V DC	Pole with L-bracket	Cable	0.49kg
LR5-02LJNW	Φ50	24V DC	Pole with L-bracket	Cable	0.49kg

LR6-02WJNW

① ② ③ ④ ⑤

- | | | | | |
|--|---|--|---|---|
| ① Size
4 = φ40
5 = φ50
6 = φ60
7 = φ70 | ② Rated Voltage
01 = 12V DC*1
02 = 24V DC
M2 = 100 - 240V AC*2 | ③ Mounting/Wiring
WJ = Direct Mount/Cable
WT = Direct Mount/Terminal *3
KT = Knock-outs Mount/Terminal *3
WC = Direct Mount/M12 Connector *4
LJ = Pole Mount with L-bracket/Cable *5
PJ = Pole Mount with Circular Bracket/Cable *5
QJ = Pole Mount with Folding Bracket/Cable *6 | ④ Flashing/Buzzer
N = No Flashing/Buzzer | ⑤ Body Color
W = Off-white
U = Silver
K = Black ⁷ |
|--|---|--|---|---|

*1. For LR5 models only
*2. For LR4 and LR6 models with WJ, LJ, and PJ mounting
*3. For LR5, LR7 24V DC models only
*4. For LR6 24V DC models only
*5. For LR4, LR5 and LR6 models
*6. For LR4 and LR6 models with 24V DC, Off-white body only
*7. For LR5, LR7 models only

3 Easy Steps



Setup Video
Scan the QR code to see how easy the LR is to configure.



Model Number	Size (mm)	Rated Voltage	Mounting	Wiring	Mass
LR6-02LJNW(U)	φ60	24V DC	Pole with L-bracket	Cable	0.5kg
LR6-M2LJNW	φ60	100~240V AC	Pole with L-bracket	Cable	0.6kg
LR4-02PJNW(U)	φ40	24V DC	Pole with Circular Bracket	Cable	0.36kg
LR4-M2PJNW	φ40	100~240V AC	Pole with Circular Bracket	Cable	0.44kg
LR5-01PJNW	φ50	12V DC	Pole with Circular Bracket	Cable	0.38kg
LR5-02PJNW	φ50	24V DC	Pole with Circular Bracket	Cable	0.38kg
LR6-02PJNW(U)	φ60	24V DC	Pole with Circular Bracket	Cable	0.4kg
LR6-M2PJNW	φ60	100~240V AC	Pole with Circular Bracket	Cable	0.5kg
LR4-02QJNW	φ40	24V DC	Pole with Folding Bracket	Cable	0.42kg
LR6-02QJNW	φ60	24V DC	Pole with Folding Bracket	Cable	0.46kg
LR6-02WCNW	φ60	24V DC	Multiple	M12 Connector	0.17kg

Removable Screwless Terminal

New removable terminal for easy wiring.

Terminal Block can be removed

Outer Dimensional Drawing (Unit: mm)

Mount A [WJ] Direct Mount/Cable
(01: 12V DC / 02: 24V DC) (M2: 100-240V AC)

Panel Thickness: 7mm max
Cable Length: (1300)
U type: (3300)
Cable Diameter: $\phi 7.5$

No.	Description	Material
①	Buzzer Unit	PC
②	Head Cover	PC
③	LED Unit	Lens: PC
④	Body	PC
⑤	Direct Mount Bracket	PC
⑥	Waterproof Packing	Silicone Rubber
⑦	Cable	PVC

Mount B [LJ] Pole Mount with L-bracket & Cable
(01: 12V DC / 02: 24V DC) (M2: 100-240V AC)

Panel Thickness: 7mm max
Cable Length: (1000)
U type: (3000)
Cable Diameter: $\phi 7.5$

No.	Description	Material
①	Buzzer Unit	PC
②	LED Unit	Lens: PC
③	Body	PC
④	Pole Bracket	PC
⑤	Pole	AL
⑥	Rubber Bushing	EPR Rubber
⑦	Cable	PVC
⑧	L-bracket	Steel
⑨	Hexagon Nut M22	SUM

**Mount A [WT] Direct Mount/
Screwless Terminal (Body Unit)**

Maximum Thickness: 7

Mount A [PJ] Pole Mount with Circular Bracket & Cable
(01: 12V DC / 02: 24V DC) (M2: 100-240V AC)

Panel Thickness: 10mm max
Cable Length: (1000)
U type: (3000)
Cable Diameter: $\phi 7.5$

No.	Description	Material
①	Buzzer Unit	PC
②	LED Unit	Lens: PC
③	Body	PC
④	Pole Bracket	PC
⑤	Pole	AL
⑥	Circular Bracket	PC
⑦	Waterproof Packing	Silicon Rubber
⑧	Cable	PVC

Mount C [QJ] Pole Mount with Folding Bracket & Cable
(02: 24V DC)

Panel Thickness: 10mm max
Cable Length: (950)
Cable Diameter: $\phi 7.5$

No.	Description	Material
①	Buzzer Unit	PC
②	LED Unit	Lens: PC
③	Body	PC
④	Pole Bracket	PC
⑤	Pole	AL
⑥	Folding Bracket	PC
⑦	Waterproof Packing	CR
⑧	Cable	PVC

Mount D [WC] Direct Mount with M12 Connector
(02: 24V DC)

Panel Thickness: 10mm max

No.	Description	Material
①	Head Cover	PC
②	LED Unit	Lens: PC
③	Body	PC
④	Direct Mount Bracket	PC
⑤	Waterproof Packing	Silicone Rubber
⑥	M30 Nut	PC

Mounting Dimensions (Unit: mm)

Mount A Mounting Diagram [WJ] / [PJ] / [WT] / [KT]

Mounting Holes x3	Nut/Screw	(*) [KT] Direct Mount when using accessory
LR4/S-WJ	$\phi 4$ M3	LR4/S-WJ
LR5-WT/KT*		LR5-WT/KT*
LR4/S/PJ		LR4/S/PJ
LR6/7-WJ	$\phi 5$ M4	LR6/7-WJ
LR7-WT/KT*		LR7-WT/KT*

Recommended Torque: 0.6 N/m

Mount B Mounting Diagram [LJ]

For M8 bolt and nut size: Recommended Bolt Torque 12.2 N/m

For M10 bolt and nut size: Recommended Bolt Torque 30 N/m

- Drill mounting and wire distribution holes. For [KT] models select one of the two mounting options.
- Feed wires through appropriate holes.
- Secure product with bolts and nuts. (Bolts and nuts are separate purchase)













Mount C Mounting Diagram [QJ]

Recommended Torque: 1.4 N/m

Mount D Mounting Dimensional Drawing (M30 x 1.5 Installation)

Recommended Torque: 4.5 N/m

Optional Parts and Poles

	Model Number	Corresponding Model			
		LR4	LR5	LR6	LR7
	SZP-001W[U][K]	PJ, QJ	PJ, KT *1	PJ, QJ	KT *1
	SZP-002U	PJ, QJ	PJ, KT *1	PJ, QJ	KT *1
	SZP-003W[U][K]	PJ, QJ	PJ, KT *1	PJ, QJ	KT *1
	SZP-090U	WJ	WJ, WT, KT *2	-	-
	SZP-091U	-	-	WJ	WJ, WT, KT *2
	SZL-001	LJ	LJ, KT *1	LJ	LJ, KT *1
	SZQ-001W	PJ, QJ	PJ, KT *1	PJ, QJ	KT *1
	SZK-001U	LJ, PJ, QJ	LJ, PJ, KT *1	LJ, PJ, QJ	KT *1
	SZK-002W[U][K]	WJ	WJ, WT, KT *2	-	-
	SZK-003W[U][K]	-	-	WJ	WJ, WT, KT *2
	SZK-004W	-	-	WJ	WJ, WT, KT *2
	SZW-001W	WJ	WJ, WT, KT *2	WJ	-




*1 Required pole and pole waterproof ring are not included with KT. *2 KT Direct Mount (Using accessory)

Aluminum Poles

Aluminum Poles (2 self-tapping screws included)

*Do not cut pole with a pole cutter. Use a fret saw, power saw, or jigsaw.

*To convert from direct mount to pole mount, be sure to purchase the appropriate bracket and pole combination to make the change.

Pole Type	Model Number	SZP-001W	SZP-002U	SZP-003W	SZQ-001W	SZK-001U	SZL-001
 AN Type  ANK Type	POLE22-0100AN[K] 100mm	○	○	○	○	○	×
	POLE22-0300AN[K] 300mm	○	○	○	○	○	×
	POLE22-0500AN 500mm	×	○	×	×	○	×
	POLE22-0800AN[K] 800mm	×	○	×	×	○	×
	POLE22-1000AN 1000mm	×	○	×	×	○	×
 T Type Nuts Incl.	POLE22-0100AT 100mm	×	×	×	×	○	○
	POLE22-0300AT 300mm	×	×	×	×	○	○
	POLE22-0500AT 500mm	×	×	×	×	○	○
	POLE22-0800AT 800mm	×	×	×	×	○	○
	POLE22-1000AT 1000mm	×	×	×	×	○	○

Conversion Brackets



SZW-940U



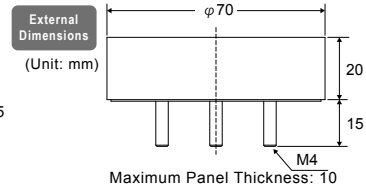
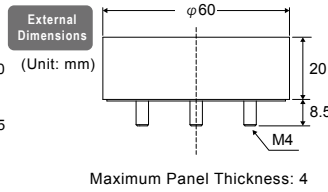
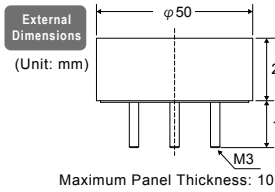
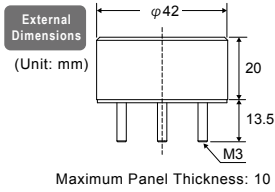
SZW-950U



SZW-960U



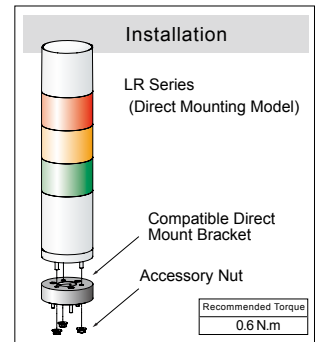
SZW-970U



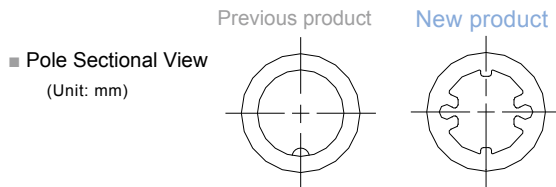
The Conversion Brackets allow you to install the LR Series Signal Towers using pre-existing mounting holes from previous models.

Model Number	
SZW-940U	Nut with Flange (M3) x 3
SZW-950U	
SZW-960U	
SZW-970U	Nut with Flange (M4) x 3

Model Number	Size (mm)	Corresponding Models	
		Previous	New
SZW-940U	Φ40	LCE-W LCE-AW	LR4-WJ
SZW-950U	Φ50	LE-W LES-AW LU5	LR5-WJ LR5-WT
SZW-960U	Φ60	LME-W	LR6-WJ
SZW-970U	Φ70	LHE LU7	LR7-WJ LR7-WT



⚠ Pole mounting is not compatible.



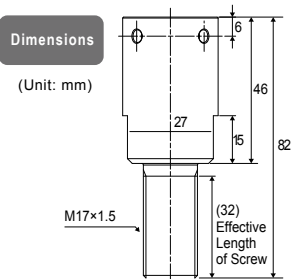
	Type	Material	Pole Diameter
Previous product	LCE-A, LCS	Steel	Φ17.3
	LE, LES	Steel	Φ17.3
	LU5	-	-
	LME, LMS	L: Steel, P: Aluminum	Φ21.7
	LHE	-	-
New product	LU7	-	-
	LR	Aluminum	Φ21.7

Pole Adapter

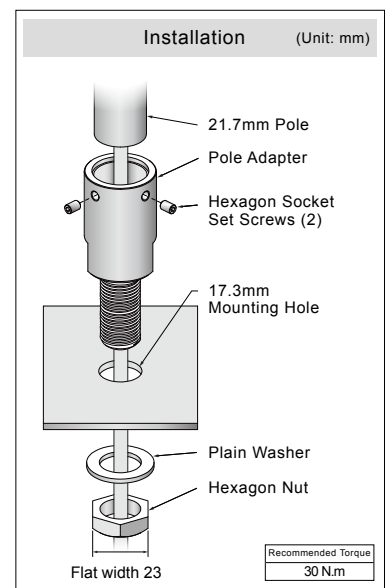
This adapter is used to install the LR Series Poles (21.7mm diameter) into preexisting 17.3mm diameter holes.



SZP-917U



Accessory	
Hexagon Socket Set Screws x 2	
Hexagon Nut (M17) x 1	
Plain Washer (Φ17.5 × Φ28 × t2.0) x 1	



Model Number	Corresponding Models	
	Previous	New
SZP-917U	LCE/LCE-A LCS/LCS-A LE/LES-A	LR□-□□□LJ□□ POLE22-□□□□AT

LR4-WC

Φ40 mm	Indoor Use	Upright Mounting	Ambient Temperature -20°C~+50°C	M12 Connector
CE / RoHS10	UL	FCC	KC	IP65



IO-Link / LAN
USB / PoE
Wireless

Signal Tower

Beacon

Audible Alarms
and MP3 Voice
Annunciators

Hybrid Signaling
Devices

LED Illumination

Optional Parts

Model Number Configuration

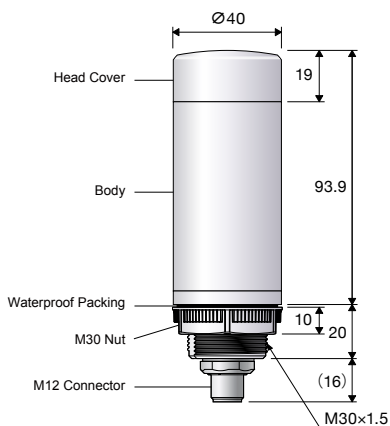
LR4-02WCNW

- ① ② ③ ④ ⑤

① Size 4 = Φ40	② Rated Voltage 02 = 24V DC	③ Mounting/Wiring WC = Direct Mount/M12 Connector (Mounting with M30 nut)	④ Flashing/Buzzer N = No Flashing/Buzzer B = With Flashing/Buzzer	⑤ Body Color W = Off-white
-------------------	--------------------------------	---	---	-------------------------------

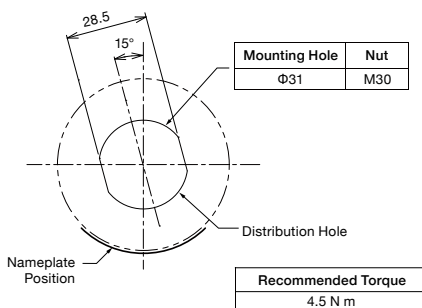
Dimensions (mm)

LR4-02WCNW

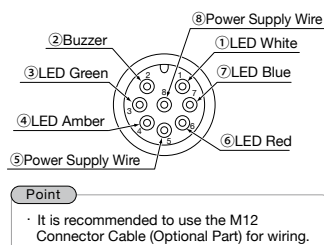


• Maximum Board Thickness : 8

Mounting Dimensions



M12 Connector Pin layout



Product List

Model Number	Size (mm)	Rated Voltage	Mounting	Wiring	Mass
LR4-02WCNW	Φ40	24V DC	Direct	M12 connector	0.09kg

Optional Parts

For details refer to P. 107 to P. 112

Product Name	Model Number
LED Unit	LR4-E-R/Y/G/B/C
Buzzer Unit	LR4-BW
LED Unit (Clear Lens)	LR4-E-RZ/YZ/GZ/BZ

Product Name	Model Number
Pole Bracket	SZP-005W
Pole	POLE-100/300/800A21+O0109

Signal Tower (IP69K Rated)

LR6+FB295

New



LR6-WC+FB295 LR6-WM+FB295

Φ60 mm	LED	Indoor Use	Upright Mounting	Ambient Temperature -20°C~+50°C	Red, Amber, Green, Blue, White, Multi-color: 7 colors	Change Number of Tiers
Continuous On	60 Flashes per Minute	88dB	4 Buzzer Sounds			
CE / RoHS10	UKCA	UL	FCC	KC	IP67	IP69K

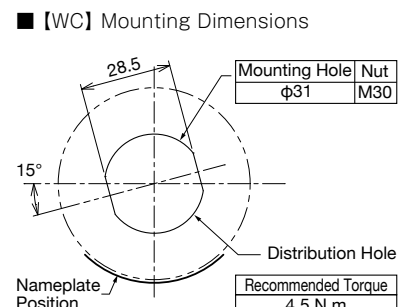
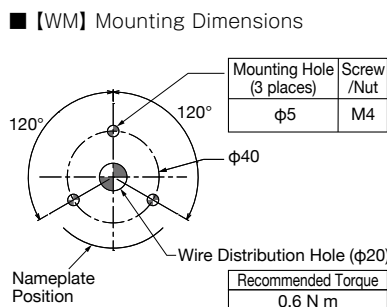
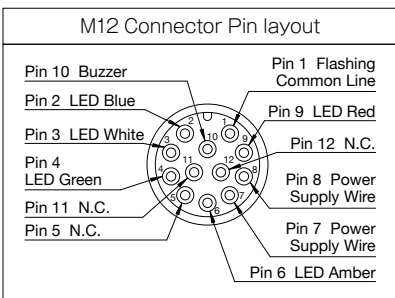
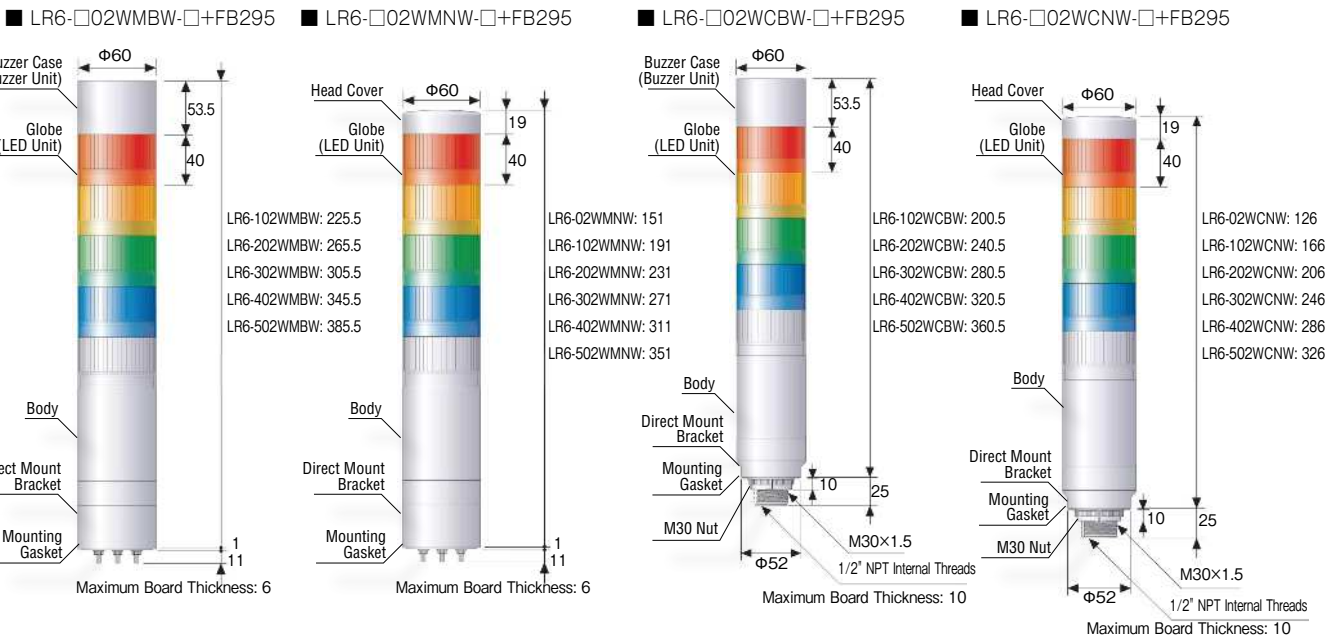
Model Number Configuration

LR6-502 □ □ W-RYGB C+FB295

① ② ③ ④ ⑤ ⑥ ⑦

① Size 6 = Φ60	③ Rated Voltage 02 = 24V DC	⑤ Flashing/Buzzer N = No Flashing/Buzzer B = With Flashing/Buzzer	⑦ LED Unit Color R: Red Y: Amber G: Green B: Blue C: White
② Number of Tiers 1 = 1 Tier 4 = 4 Tiers 2 = 2 Tiers 5 = 5 Tiers 3 = 3 Tiers	④ Mounting/Wiring WM = Direct Mount/M12 Connector (Mounting with 3 hexagon bolts) WC = Direct Mount/M12 Connector (Mounting with M30 nut)	⑥ Body Color W = Off-white	

Dimensions (mm)



Product List Pre-Assembled Models

Model Number	Size (mm)	Number of Tiers	Rated Voltage	Mounting Type	Buzzer	Luminous Color	Power Consumption	Mass
LR6-102WCNW-R+FB295	Φ60	1	24V DC	Direct Mount / M12 Connector (Mounting with M30 Nut)	-	Red	1.3W	0.23kg
LR6-202WCNW-RG+FB295	Φ60	2	24V DC	Direct Mount / M12 Connector (Mounting with M30 Nut)	-	Red, Green	2.6W	0.29kg
LR6-302WCNW-RYG+FB295	Φ60	3	24V DC	Direct Mount / M12 Connector (Mounting with M30 Nut)	-	Red, Amber, Green	3.9W	0.35kg
LR6-402WCNW-RYGB+FB295	Φ60	4	24V DC	Direct Mount / M12 Connector (Mounting with M30 Nut)	-	Red, Amber, Green, Blue	5.2W	0.41kg
LR6-502WCNW-RYGB+FB295	Φ60	5	24V DC	Direct Mount / M12 Connector (Mounting with M30 Nut)	-	Red, Amber, Green, Blue, White	6.5W	0.47kg
LR6-102WCBW-R+FB295	Φ60	1	24V DC	Direct Mount / M12 Connector (Mounting with M30 Nut)	✓	Red	2.6W	0.29kg
LR6-202WCBW-RG+FB295	Φ60	2	24V DC	Direct Mount / M12 Connector (Mounting with M30 Nut)	✓	Red, Green	3.9W	0.35kg
LR6-302WCBW-RYG+FB295	Φ60	3	24V DC	Direct Mount / M12 Connector (Mounting with M30 Nut)	✓	Red, Amber, Green	5.2W	0.41kg
LR6-402WCBW-RYGB+FB295	Φ60	4	24V DC	Direct Mount / M12 Connector (Mounting with M30 Nut)	✓	Red, Amber, Green, Blue	6.5W	0.47kg
LR6-502WCBW-RYGB+FB295	Φ60	5	24V DC	Direct Mount / M12 Connector (Mounting with M30 Nut)	✓	Red, Amber, Green, Blue, White	7.8W	0.53kg
LR6-102WMNW-R+FB295	Φ60	1	24V DC	Direct Mount / M12 Connector (Mounting with 3 Hexagon Bolts)	-	Red	1.3W	0.27kg
LR6-202WMNW-RG+FB295	Φ60	2	24V DC	Direct Mount / M12 Connector (Mounting with 3 Hexagon Bolts)	-	Red, Green	2.6W	0.33kg
LR6-302WMNW-RYG+FB295	Φ60	3	24V DC	Direct Mount / M12 Connector (Mounting with 3 Hexagon Bolts)	-	Red, Amber, Green	3.9W	0.39kg
LR6-402WMNW-RYGB+FB295	Φ60	4	24V DC	Direct Mount / M12 Connector (Mounting with 3 Hexagon Bolts)	-	Red, Amber, Green, Blue	5.2W	0.45kg
LR6-502WMNW-RYGB+FB295	Φ60	5	24V DC	Direct Mount / M12 Connector (Mounting with 3 Hexagon Bolts)	-	Red, Amber, Green, Blue, White	6.5W	0.51kg
LR6-102WMBW-R+FB295	Φ60	1	24V DC	Direct Mount / M12 Connector (Mounting with 3 Hexagon Bolts)	✓	Red	2.6W	0.33kg
LR6-202WMBW-RG+FB295	Φ60	2	24V DC	Direct Mount / M12 Connector (Mounting with 3 Hexagon Bolts)	✓	Red, Green	3.9W	0.39kg
LR6-302WMBW-RYG+FB295	Φ60	3	24V DC	Direct Mount / M12 Connector (Mounting with 3 Hexagon Bolts)	✓	Red, Amber, Green	5.2W	0.45kg
LR6-402WMBW-RYGB+FB295	Φ60	4	24V DC	Direct Mount / M12 Connector (Mounting with 3 Hexagon Bolts)	✓	Red, Amber, Green, Blue	6.5W	0.51kg
LR6-502WMBW-RYGB+FB295	Φ60	5	24V DC	Direct Mount / M12 Connector (Mounting with 3 Hexagon Bolts)	✓	Red, Amber, Green, Blue, White	7.8W	0.57kg

IO-Link / LAN
USB / PoE
Wireless

Signal Tower

Beacon

Audible Alarms
and MP3 Voice
Annunciators

Hybrid Signaling
Devices

LED Illumination

Optional Parts

Product List Manual Assembly Unit



Model Number	Size (mm)	Mass
LR6-BW+FB295	Φ60	0.06kg

Model Number	Size (mm)	Luminous Color	Mass
LR6-E-R+FB295	Φ60	Red	0.06kg
LR6-E-Y+FB295	Φ60	Amber	0.06kg
LR6-E-G+FB295	Φ60	Green	0.06kg
LR6-E-B+FB295	Φ60	Blue	0.06kg
LR6-E-C+FB295	Φ60	White	0.06kg
LR6-E-MZ+FB295	Φ60	Multi-color 7 colors	0.06kg

Model Number	Size (mm)	Rated Voltage	Luminous Color	Mass
LR6-02WCNW+FB295	Φ60	24V DC	Direct Mount / M12 Connector (Mounting with M30 Nut)	0.17kg
LR6-02WMNW+FB295	Φ60	24V DC	Direct Mount / M12 Connector (Mounting with 3 Hexagon Bolts)	0.21kg

Signal Tower

LR10

New

Φ100 mm	LED	Indoor/Outdoor Use	Ambient Temperature -20°C~+50°C	92dB	Continuous On
Blinking	Triple Flash	Motorless Rotation	CE / RoHS10	UKCA	UL
KC	NEMA TYPE 4X,13	IP66	IP69K	* In case of direct mounting	



IO-Link / LAN
USB / PoE
Wireless

Signal Tower

Beacon

Audible Alarms
and MP3 Voice
Annunciators

Hybrid Signaling
Devices

LED Illumination

Optional Parts

Standard Color Configuration



1 Tier
R/Y/G



2 Tiers
RY/RG



3 Tiers
RYG



4 Tiers
RYGB



5 Tiers
RYGBC

Tamper-proof Head Cover and Buzzer options available

Optional tamper-proof Head Cover and Buzzer Unit are available to prevent accidental assembled unit detachment. Reuse the screws from the pre-assembled unit so only the top unit needs replacement.



Model Number Configuration

LR10-302WJNW-RYG

① ② ③ ④ ⑤ ⑥

① Number of Tiers 1 = 1 Tier 4 = 4 Tiers 2 = 2 Tiers 5 = 5 Tiers 3 = 3 Tiers	② Rated Voltage O2 = 24V DC M2 = 100-240V AC	③ Mounting/Wiring WJ = Direct Mount/Cable WM = Direct Mount/M12 Connector (only O2 type)	④ Buzzer B = With Buzzer N = No Buzzer	⑥ LED Unit Color R: Red Y: Amber G: Green B: Blue C: White
			⑤ Body Color W = Off-white	

Product List Pre-Assembled Models

Model Number	Size (mm)	Number of Tiers	Rated Voltage	Mounting Type	Buzzer	Luminous Color	Power Consumption	Mass
LR10-102WJNW-R	Φ100	1	24V DC	Direct Mount/Cable	-	Red	1.8W	0.83kg
LR10-102WJNW-Y/G	Φ100	1		Direct Mount/Cable	-	Amber / Green	1.8W	0.83kg
LR10-202WJNW-RY/RG	Φ100	2		Direct Mount/Cable	-	Red, Amber / Red, Green	3.2W	1.01kg
LR10-302WJNW-RYG	Φ100	3		Direct Mount/Cable	-	Red, Amber, Green	4.6W	1.20kg
LR10-402WJNW-RYGB	Φ100	4		Direct Mount/Cable	-	Red, Amber, Green, Blue	6.0W	1.38kg
LR10-502WJNW-RYGBC	Φ100	5		Direct Mount/Cable	-	Red, Amber, Green, Blue, White	7.4W	1.57kg
LR10-1M2WJNW-R/Y/G	Φ100	1	100-240V AC	Direct Mount/Cable	-	Red / Amber / Green	2.3W	0.85kg
LR10-2M2WJNW-RY/RG	Φ100	2		Direct Mount/Cable	-	Red, Amber / Red, Green	3.9W	1.04kg
LR10-3M2WJNW-RYG	Φ100	3		Direct Mount/Cable	-	Red, Amber, Green	5.5W	1.22kg
LR10-4M2WJNW-RYGB	Φ100	4		Direct Mount/Cable	-	Red, Amber, Green, Blue	7.1W	1.41kg
LR10-5M2WJNW-RYGBC	Φ100	5		Direct Mount/Cable	-	Red, Amber, Green, Blue, White	8.7W	1.59kg
LR10-102WJBW-R	Φ100	1	24V DC	Direct Mount/Cable	✓	Red	3.5W	0.89kg
LR10-102WJBW-Y/G	Φ100	1		Direct Mount/Cable	✓	Amber / Green	3.5W	0.89kg
LR10-202WJBW-RY/RG	Φ100	2		Direct Mount/Cable	✓	Red, Amber / Red, Green	4.9W	1.07kg
LR10-302WJBW-RYG	Φ100	3		Direct Mount/Cable	✓	Red, Amber, Green	6.3W	1.26kg
LR10-402WJBW-RYGB	Φ100	4		Direct Mount/Cable	✓	Red, Amber, Green, Blue	7.7W	1.44kg
LR10-502WJBW-RYGBC	Φ100	5		Direct Mount/Cable	✓	Red, Amber, Green, Blue, White	9.1W	1.63kg
LR10-1M2WJBW-R/Y/G	Φ100	1	100-240V AC	Direct Mount/Cable	✓	Red / Amber / Green	4.3W	0.91kg
LR10-2M2WJBW-RY/RG	Φ100	2		Direct Mount/Cable	✓	Red, Amber / Red, Green	5.9W	1.10kg
LR10-3M2WJBW-RYG	Φ100	3		Direct Mount/Cable	✓	Red, Amber, Green	7.5W	1.28kg
LR10-4M2WJBW-RYGB	Φ100	4		Direct Mount/Cable	✓	Red, Amber, Green, Blue	9.1W	1.47kg
LR10-5M2WJBW-RYGBC	Φ100	5		Direct Mount/Cable	✓	Red, Amber, Green, Blue, White	10.7W	1.65kg
LR10-302WMNW-RYG	Φ100	3	24V DC	Direct Mount/M12 Connector (only 02 type)	-	Red, Amber, Green	4.6W	1.15kg

Optional Parts

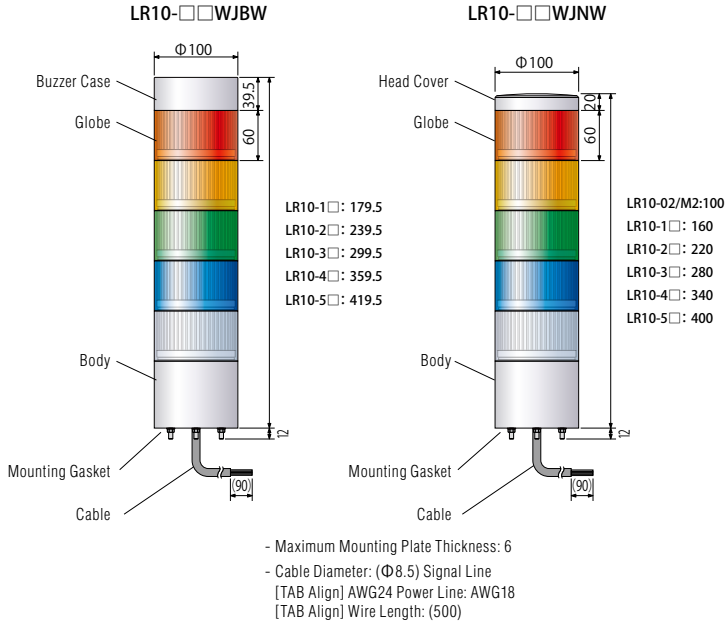
For details refer to P. 107 to P. 112

Product Name	Model Number
Waterproof Wall Mount Bracket	SZK-101
Wall Mount Bracket	SZK-102
Wall Mount Bracket Cover	SZK-104
Ceiling Mount Bracket	SZW-101

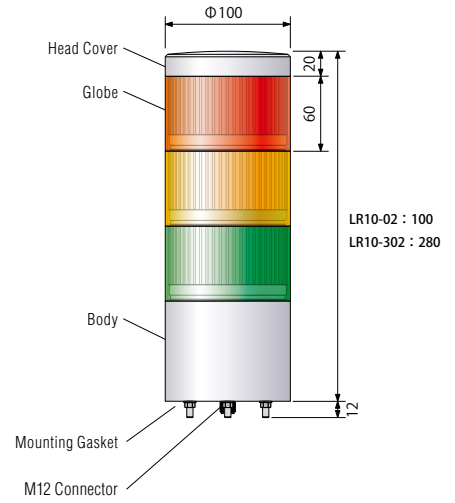
* SZK-101 cannot be used with the WM type.

Dimensions (mm)

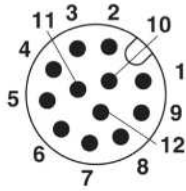
WJ Direct Mounting - Cable Type



WM Direct Mounting - M12 Connector Type

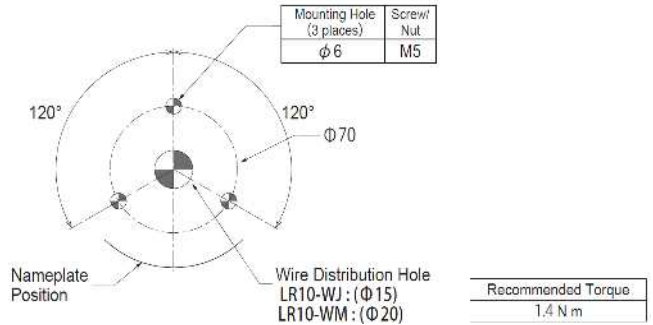


M12 Connector Pin Layout



Pin No.	Function Name
1	Blinking Common
2	LED Blue
3	LED White
4	LED Green
5	Common
6	LED Amber
7	Power Supply
8	Power Supply
9	LED Red
10	Buzzer
11	Pattern1
12	Pattern2

Mounting Surface Dimensions



Select Alarm Unit for Flashing / Alarm Function

Product Name	Model Number
Head Cover Screw Lock Type	LR10-001
Screw for 1 Tier	LR10-S-1
Screw for 2 Tiers	LR10-S-2
Screw for 3 Tiers	LR10-S-3
Screw for 4 Tiers	LR10-S-4
Screw for 5 Tiers	LR10-S-5

Product Name	Size (mm)	Screw retention	Mass
LR10-BW	Φ100	-	0.096kg
LR10-BW-2	Φ100	✓	0.096kg

In addition to the tool-free LR10-BW unit, we also offer the LR10-BW-2 with anti-theft and anti-drop properties.



Select LED Unit(s)



Product Name	Size (mm)	Luminous Color	Mass
LR10-E-R	Φ100	Red	0.18kg
LR10-E-Y	Φ100	Amber	0.18kg
LR10-E-G	Φ100	Green	0.18kg
LR10-E-B	Φ100	Blue	0.18kg
LR10-E-C	Φ100	White	0.18kg

Select Body Unit

Product Name	Size (mm)	Rated Voltage	Mounting	Wiring	Mass
LR10-02WJNW	Φ100	24V DC	Direct Mount	Cable	0.64kg
LR10-M2WJNW	Φ100	100-240V AC	Direct Mount	Cable	0.66kg
LR10-02WMNW	Φ100	24V DC	Direct Mount	M12 Connector	0.59kg

How to set the blinking pattern:

Setup Table

Wiring		Product Name
pattern1-Common	pattern2-Common	
OFF	OFF	Continuous
ON	OFF	Rotating
OFF	ON	Triple-flash
ON	ON	Dimmed continuous

How to choose the buzzer sound:

Setup Table

Buzzer Sound	DIP Switch		Sound Pattern
	1	2	
No.1	OFF	OFF	Rapid Intermittent Beep
No.2	ON	OFF	Continuous Beep Sound
No.3	OFF	ON	Rapid Hi-Lo
No.4	ON	ON	Sweep Sound

* It is set to "OFF" at all times after factory shipments.

External Contact Capacity

Signal Line

	① 24V DC	② 100~240V AC
Current Capacity (Is)	10mA or more	10mA or more
Withstand Voltage (Vs)	30V or more	30V or more
Leakage Current (I)	0.1mA or less	0.1mA or less

Recommended Fuse

Fuse Rating	250V / 1A
-------------	-----------

Signal Tower with Switch Box

HSST

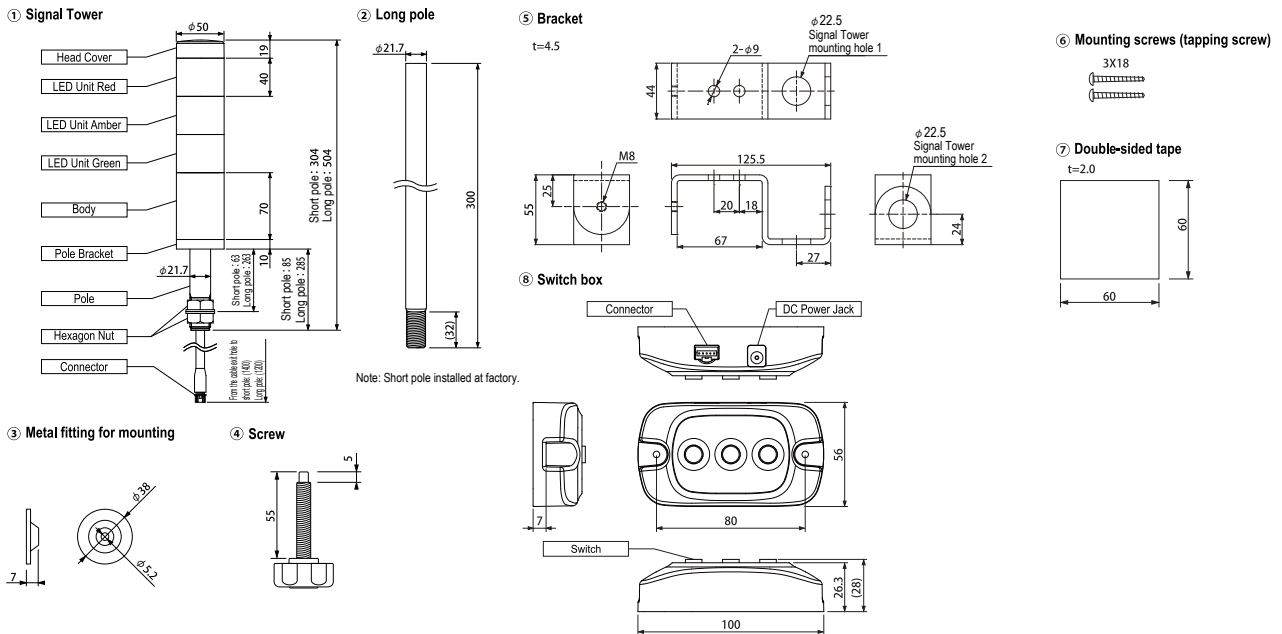
- Φ50 mm**
- LED**
- Indoor Use**
- Upright Mounting**
- Ambient Temperature 0°C~40°C**
- Red, Amber, Green**
- Continuous On**
- CE / RoHS10**
- UL**
- FCC**
- IP54 (Signal Tower)**
- IP20 (Switch box)**



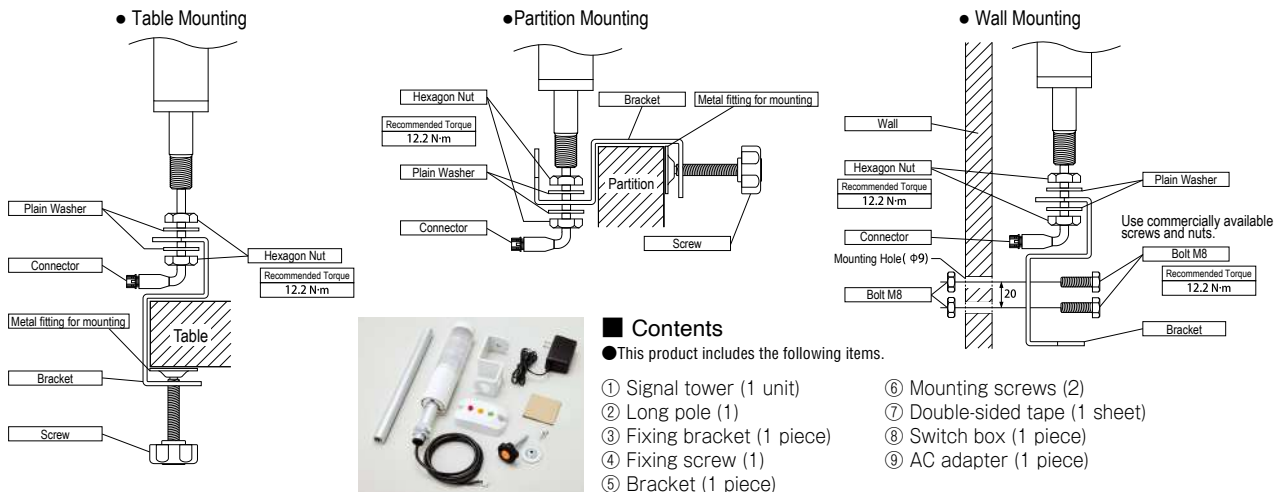
Product List

Model Number	Rated Voltage	Power Consumption	Mass
HSST-3M2-RYG	100~240V AC	4W	Signal Tower with short pole: 0.36kg; Signal Tower with long pole: 0.47kg; Bracket: 0.33kg; Switch box: 0.07kg, Mounting cap and screw: 0.05kg.

Dimensions (mm)

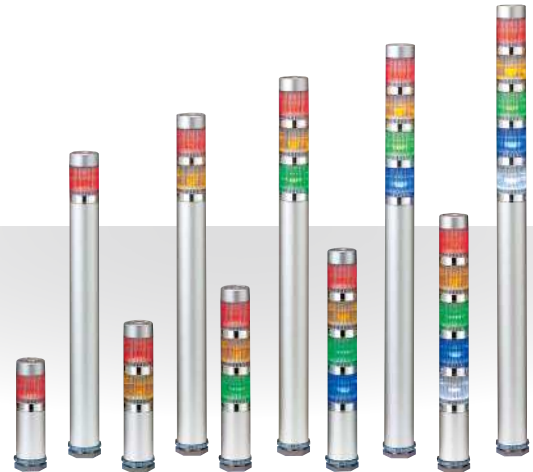


Mounting Method



ME-A/MES-A

$\phi 25$ mm	LED	Indoor Use	Upright Mounting	Ambient Temperature -10°C~+55°C	Red, Amber, Green, Blue, White	Change Number of Tiers
Continuous On	CE / RoHS10	UKCA	UL	IP42		



ME-A: Standard, 200mm long body
MES-A: Short, 40mm long body
(Clear lens type)

ME-A / MES-A

IO-Link / LAN
USB / PoE
Wireless

Signal Tower

Beacon

Audible Alarms and MP3 Voice Announciators

Hybrid Signaling Devices

LED Illumination

Optional Parts

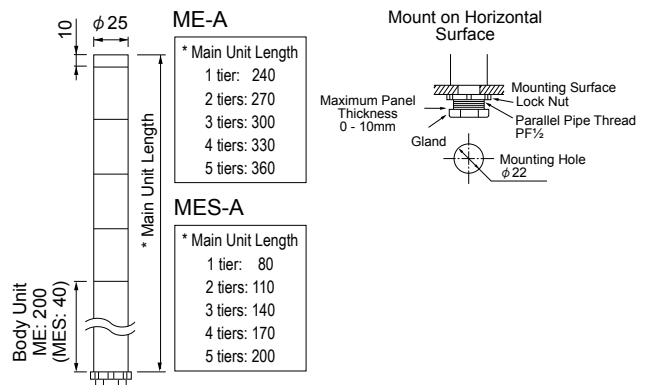
Model Number Configuration

ME-302A-RYG

- ①
- ②
- ③
- ④

- | | | |
|---|---|---|
| ① Model
ME = Standard body type
MES = Short body type | ② Number of Tiers
1 = 1 tier 4 = 4 tiers
2 = 2 tiers 5 = 5 tiers
3 = 3 tiers | ④ Luminous Color
R = Red B = Blue
Y = Amber C = White
G = Green (Top to bottom) |
| | ③ Rated Voltage
02 = 24V DC | |

Dimensions (mm)



Product List

Model Number	Body	Number of Tiers	Rated Voltage	Luminous Color	Power Consumption	Mass (ME)	Mass (MES)
ME/MES-102A-R	Standard body / Short body	1	24V DC	Red	0.8W	0.22kg	0.12kg
ME/MES-102A-Y	Standard body / Short body	1	24V DC	Amber	0.8W	0.22kg	0.12kg
ME/MES-102A-G	Standard body / Short body	1	24V DC	Green	0.5W	0.22kg	0.12kg
ME/MES-102A-B	Standard body / Short body	1	24V DC	Blue	0.5W	0.22kg	0.12kg
ME/MES-102A-C	Standard body / Short body	1	24V DC	White	0.5W	0.22kg	0.12kg
ME/MES-202A-RY	Standard body / Short body	2	24V DC	Red, Amber	1.5W	0.23kg	0.13kg
ME/MES-202A-RG	Standard body / Short body	2	24V DC	Red, Green	1.2W	0.23kg	0.13kg
ME/MES-302A-RYG	Standard body / Short body	3	24V DC	Red, Amber, Green	1.9W	0.24kg	0.14kg
ME/MES-402A-RYGB	Standard body / Short body	4	24V DC	Red, Amber, Green, Blue	2.3W	0.25kg	0.15kg
ME/MES-502A-RYGBG	Standard body / Short body	5	24V DC	Red, Amber, Green, Blue, White	2.7W	0.26kg	0.16kg

Specifications

Supported Transistors	NPN
-----------------------	-----

Optional Parts

For details refer to P. 107 to P. 112

Product Name	Model Number	Specification
L-Bracket	SZL-001	-

Optional Parts for Unit Reconfiguration

Product Description	Model Number
Red LED Unit with clear Lens	B72100223-1F1
Amber LED Unit with clear Lens	B72100223-2F1
Green LED Unit with clear Lens	B72100115-3F1
Blue LED Unit with clear Lens	B72100115-4F1
White LED Unit with clear Lens	B72100115-7F1

Product Description	Model Number
Center Shaft for 1-tier	S33552110-0346F1
Center Shaft for 2-tier	S33552110-0376F1
Center Shaft for 3-tier	S33552110-03108F1
Center Shaft for 4-tier	S33552110-03138F1
Center Shaft for 5-tier	S33552110-03168F1

Signal Tower

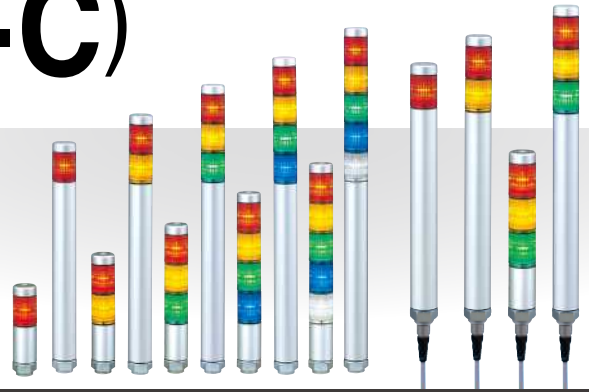
MP(-C)/MPS(-C)

φ30 mm	LED	Indoor Use	Upright Mounting	Ambient Temperature -30°C~+60°C	Ambient Temperature -20°C~+60°C	Red, Amber, Green, Blue, White
Red, Amber, Green	Change Number of Tiers	Continuous On	CE / RoHS10	UKCA	UL	IP65

M12 Type Lead Wires Type M12 Type Wire Leads Type M12 Type Wire Leads Type



Optional MP-B Buzzer



MP type: Standard, 220mm long body
MPS type: Short, 45mm long body

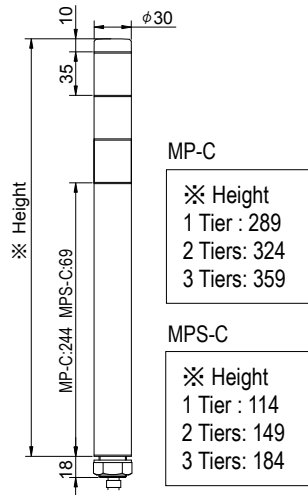
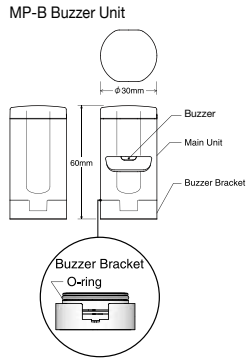
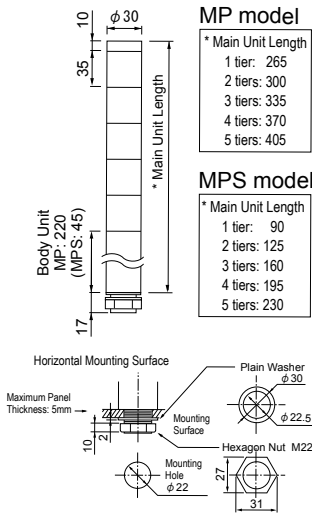
Model Number Configuration

MP-302C-RYG+FB247



① Model MP = Standard Body MPS = Short Body	③ Rated Voltage 02 = 24V AC / DC	⑤ Luminous Color R = Red Y = Amber G = Green B = Blue C = White (Top to bottom)	⑥ Special Number +FB247 = MPS-302C
② Tiers 1 = 1 Tier 2 = 2 Tiers 3 = 3 Tiers 4 = 4 Tiers 5 = 5 Tiers	④ Lead Type None = Wire Leads C = M12 Quick Disconnect		

Dimensions (mm)



Product List

Model Number	Body	Number of Tiers	Rated Voltage	Luminous Color	Power Consumption	Mass
MP-102-R	Standard body	1	24V AC / DC	Red	0.8W	0.21kg
MP-102-Y	Standard body	1	24V AC / DC	Amber	0.9W	0.21kg
MP-102-G	Standard body	1	24V AC / DC	Green	0.6W	0.21kg
MP-102-B	Standard body	1	24V AC / DC	Blue	0.6W	0.21kg
MP-102-C	Standard body	1	24V AC / DC	White	0.6W	0.21kg
MP-202-RY	Standard body	2	24V AC / DC	Red, Amber	1.7W	0.23kg
MP-202-RG	Standard body	2	24V AC / DC	Red, Green	1.3W	0.23kg
MP-302-RYG	Standard body	3	24V AC / DC	Red, Amber, Green	2.2W	0.25kg
MP-402-RYGB	Standard body	4	24V AC / DC	Red, Amber, Green, Blue	2.7W	0.27kg
MP-502-RYGBGC	Standard body	5	24V AC / DC	Red, Amber, Green, Blue, White	3.2W	0.29kg
MPS-102-R	Short body	1	24V AC / DC	Red	0.8W	0.11kg
MPS-102-Y	Short body	1	24V AC / DC	Amber	0.9W	0.11kg
MPS-102-G	Short body	1	24V AC / DC	Green	0.6W	0.11kg
MPS-102-B	Short body	1	24V AC / DC	Blue	0.6W	0.11kg
MPS-102-C	Short body	1	24V AC / DC	White	0.6W	0.11kg
MPS-202-RY	Short body	2	24V AC / DC	Red, Amber	1.7W	0.13kg
MPS-202-RG	Short body	2	24V AC / DC	Red, Green	1.3W	0.13kg
MPS-202-YG	Short body	2	24V AC / DC	Amber, Green	1.4W	0.13kg
MPS-302-RYG	Short body	3	24V AC / DC	Red, Amber, Green	2.2W	0.15kg
MPS-402-RYGB	Short body	4	24V AC / DC	Red, Amber, Green, Blue	2.7W	0.17kg
MPS-502-RYGBGC	Short body	5	24V AC / DC	Red, Amber, Green, Blue, White	3.2W	0.19kg
MP-102C-R	Standard body	1	24V DC	Red	0.8W	0.24kg
MP-102C-Y	Standard body	1	24V DC	Amber	0.8W	0.24kg
MP-102C-G	Standard body	1	24V DC	Green	0.6W	0.24kg
MP-202C-RG	Standard body	2	24V DC	Red, Green	1.3W	0.26kg
MP-202C-YG	Standard body	2	24V DC	Amber, Green	1.3W	0.26kg
MP-202C-GR	Standard body	2	24V DC	Green, Red	1.3W	0.26kg
MP-302C-RYG	Standard body	3	24V DC	Red, Amber, Green	2.1W	0.28kg
MP-302C-YGR	Standard body	3	24V DC	Amber, Green, Red	2.1W	0.28kg
MPS-302C-RYG+FB247	Short body	3	24V DC	Red, Amber, Green	2.1W	0.18kg

Specification

Supported Transistors	NPN / PNP (Lead Wires type) NPN (M12 type)
------------------------------	---

Optional Parts

For details refer to P. 107 to P. 112

Product Name	Model Number	Specification
L-Bracket	SZL-001	-
*Alarm Unit	MP-B	24V AC/DC, 0.7W, 80 dB at 1m

* Operates with Red LED module.

Optional Parts for Unit Reconfiguration

Product Name	Model Number
Red LED Unit	B72100182-1F1
Amber LED Unit	B72100182-2F1
Green LED Unit	B72100182-3F1
Blue LED Unit	B72100182-4F1
White LED Unit	B72100182-7F1

Product Name	Model Number
Center Shaft for 1-tier	S33552120-0355F1
Center Shaft for 2-tier	S33552120-0390F1
Center Shaft for 3-tier	S33552120-03125F1
Center Shaft for 4-tier	S33552120-03160F1
Center Shaft for 5-tier	S33552120-03195F1

Signal Tower

LS7

- Φ70 mm**
- LED**
- Indoor Use**
- Upright Mounting**
- Ambient Temperature -30°C~+60°C**
- Red, Amber, Green, Blue, White**
- Continuous On**
- 60 Flashes per Minute**
- 85dB**
*C type 82 dB
- 2 Buzzer Sounds**
*C type 1 sound
- RoHS 10**
- UKCA**
- UL**
- IP65**
- IP54 with Buzzer**



Continuous On Type
 LS7-WH (lead wires)
 LS7-WC (M12 connector)

Flashing and Buzzer Type
 LS7-FBWH [Continuous on/flashing/2 Buzzers] (Lead wires)
 LS7-BWC [Continuous on/1 Buzzer] (M12 connector)
 (Clear lens model)

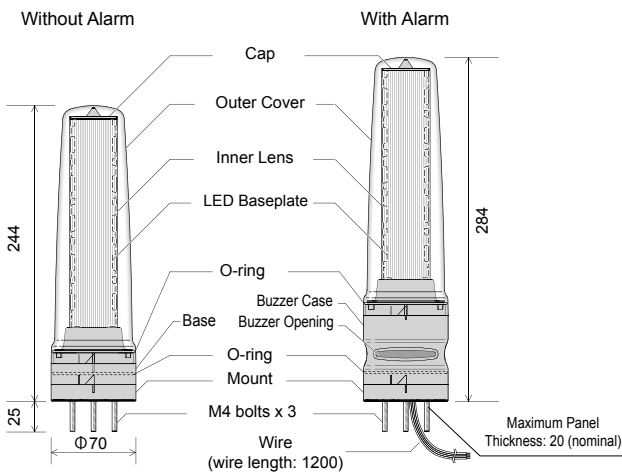
Model Number Configuration

LS7-502SFBWH-RYGBC

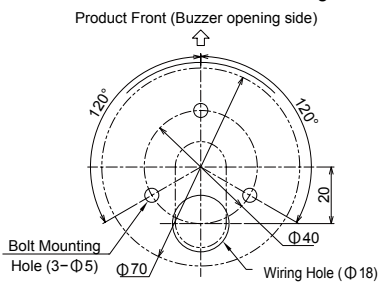


① Number of LED Segments 3 = 3 segments 5 = 5 segments	③ Body Color None = Off-white D = Dark gray S = Silver	④ Flashing / Buzzer* None = No flashing, no alarm FB = Flashing/Buzzer for lead wire type only B = No flashing, with alarm for M12 connector type only *FB type includes flashing function and two alarm sounds. Only available for lead wire type. *B type does not include flashing function and has one continuous alarm sound. Only available for M12 connector type.	⑤ Wiring Method C = M12 connector H = Lead wire	⑥ Luminous Color RYGNN = Red, Amber, Green RYGBC = Red, Amber, Green, Blue, White (Top to bottom. Sequence cannot be changed)
② Rated Voltage 02 = 24V DC				

Dimensions (mm)



Installation Dimension Drawings



Specifications

Supported Transistor	NPN / PNP
Alarm Sound	FB Type (Intermittent Beep 1 / Intermittent Beep 2) B Type (Continuous Beep)
Volume Control	Rotating switch

Optional Parts

For details refer to P. 107 to P. 112

Product Name	Model Number
Platform Bracket (off-white)	SZ-100
Platform Bracket (dark gray)	SZ-100D
Platform Bracket (silver)	SZ-100S
Wall Mount Bracket (off-white)	SZ-110
Wall Mount Bracket (dark gray)	SZ-110D
Wall Mount Bracket (silver)	SZ-110S
Multi-mount Bracket (off-white)	SZ-130
Multi-mount Bracket (dark gray)	SZ-130D
Multi-mount Bracket (silver)	SZ-130S
M12 Connector with 2m cable (OMRON part number)	SZ-120-02 (XS2F-D821-DH0-R)
M12 Connector with 5m cable (OMRON part number)	SZ-120-05 (XS2F-D821-GH0-R)
M12 Connector with 10m cable (OMRON part number)	SZ-120-10 (XS2F-D821-JH0-R)

Product List


Model Number	Number of Tiers	Rated Voltage	Body Color	Function	Buzzer	Wiring Method	Luminous Color	Power Consumption	Mass
LS7-302SFBWH-RYGNN	3	24V DC	Silver	Continuous On and flashing	Yes	lead wire	Red, Amber, Green	3.8W	0.37kg
LS7-302BWC-RYGNN	3	24V DC	Off-white	Continuous On	Yes	M12 connector	Red, Amber, Green	4.1W	0.26kg
LS7-302DBWC-RYGNN	3	24V DC	Dark gray	Continuous On	Yes	M12 connector	Red, Amber, Green	4.1W	0.35kg
LS7-302DFBWH-RYGNN	3	24V DC	Dark gray	Continuous On and flashing	Yes	lead wire	Red, Amber, Green	3.8W	0.37kg
LS7-302DWC-RYGNN	3	24V DC	Dark gray	Continuous On	None	M12 connector	Red, Amber, Green	2.8W	0.26kg
LS7-302DWH-RYGNN	3	24V DC	Dark gray	Continuous On	None	lead wire	Red, Amber, Green	2.8W	0.28kg
LS7-302FBWH-RYGNN	3	24V DC	Off-white	Continuous On and flashing	Yes	lead wire	Red, Amber, Green	3.8W	0.37kg
LS7-302SBWC-RYGNN	3	24V DC	Silver	Continuous On	Yes	M12 connector	Red, Amber, Green	4.1W	0.35kg
LS7-302SWC-RYGNN	3	24V DC	Silver	Continuous On	None	M12 connector	Red, Amber, Green	2.8W	0.26kg
LS7-302SWH-RYGNN	3	24V DC	Silver	Continuous On	None	lead wire	Red, Amber, Green	2.8W	0.28kg
LS7-302WC-RYGNN	3	24V DC	Off-white	Continuous On	None	M12 connector	Red, Amber, Green	2.8W	0.26kg
LS7-302WH-RYGNN	3	24V DC	Off-white	Continuous On	None	lead wire	Red, Amber, Green	2.8W	0.28kg
LS7-502BWC-RYGBC	5	24V DC	Off-white	Continuous On	Yes	M12 connector	Red, Amber, Green, Blue, White	6.0W	0.35kg
LS7-502DBWC-RYGBC	5	24V DC	Dark gray	Continuous On	Yes	M12 connector	Red, Amber, Green, Blue, White	6.0W	0.35kg
LS7-502DFBWH-RYGBC	5	24V DC	Dark gray	Continuous On and flashing	Yes	lead wire	Red, Amber, Green, Blue, White	5.7W	0.37kg
LS7-502DWC-RYGBC	5	24V DC	Dark gray	Continuous On	None	M12 connector	Red, Amber, Green, Blue, White	4.7W	0.26kg
LS7-502DWH-RYGBC	5	24V DC	Dark gray	Continuous On	None	lead wire	Red, Amber, Green, Blue, White	4.7W	0.28kg
LS7-502FBWH-RYGBC	5	24V DC	Off-white	Continuous On and flashing	Yes	lead wire	Red, Amber, Green, Blue, White	5.7W	0.37kg
LS7-502SBWC-RYGBC	5	24V DC	Silver	Continuous On	Yes	M12 connector	Red, Amber, Green, Blue, White	6.0W	0.35kg
LS7-502SFBWH-RYGBC	5	24V DC	Silver	Continuous On and flashing	Yes	lead wire	Red, Amber, Green, Blue, White	5.7W	0.37kg
LS7-502SWC-RYGBC	5	24V DC	Silver	Continuous On	None	M12 connector	Red, Amber, Green, Blue, White	4.7W	0.26kg
LS7-502SWH-RYGBC	5	24V DC	Silver	Continuous On	None	lead wire	Red, Amber, Green, Blue, White	4.7W	0.28kg
LS7-502WC-RYGBC	5	24V DC	Off-white	Continuous On	None	M12 connector	Red, Amber, Green, Blue, White	4.7W	0.26kg
LS7-502WH-RYGBC	5	24V DC	Off-white	Continuous On	None	lead wire	Red, Amber, Green, Blue, White	4.7W	0.28kg

Wall Mount Signal Tower

WEP/WE

W90 × D37.5	LED	Indoor Use	Upright Mounting	Ambient Temperature -30°C~+60°C	Red, Amber, Green, Blue, White	Continuous On	60 Flashes per Minute
90dB	2 Buzzer Sounds	CE / RoHS10	UKCA	UL	IP65	IP54 with Buzzer	

* Clear lens. Lens is translucent when off.



Light gray
WEP Type: Continuous ON
WEP-FB Type: Continuous ON, flashing / Buzzer

Chrome-plated
WE Type: Continuous ON
WE-FB Type: Continuous ON, flashing / Buzzer

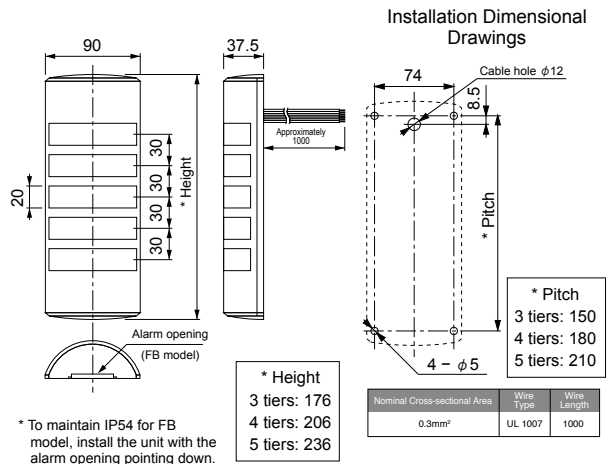
Model Number Configuration

WEP-502FB-RYGBC

- ① ② ③ ④ ⑤

① Model WE = Chrome-plated WEP = Light gray	③ Rated Voltage 02 = 24V AC / DC	⑤ Luminous Color R = Red B = Blue Y = Amber C = White G = Green (Top to bottom)
② Number of Tiers 3 = 3 tiers 5 = 5 tiers 4 = 4 tiers	④ Flashing / Buzzer None = No flashing, no buzzer FB = With flashing and buzzer	

Dimensions (mm)



* To maintain IP54 for FB model, install the unit with the alarm opening pointing down.

Specifications

Supported Transistor	NPN / PNP
Alarm Sound	Buzzer 1, Buzzer 2
Volume Control	Not adjustable

Product List

Model Number	Cover	Number of Tiers	Rated Voltage	Function	Buzzer	Luminous Color	Power Consumption	Mass
WE/WEP-302-RYG	Chrome-plated / Light gray	3	24V AC/DC	Continuous On	None	Red, Amber, Green	1.9W	0.30kg
WE/WEP-302-RYB	Chrome-plated / Light gray	3	24V AC/DC	Continuous On	None	Red, Amber, Blue	1.9W	0.30kg
WE/WEP-302-RYC	Chrome-plated / Light gray	3	24V AC/DC	Continuous On	None	Red, Amber, White	1.9W	0.30kg
WE/WEP-302FB-RYG	Chrome-plated / Light gray	3	24V AC/DC	Continuous On and flashing	Yes	Red, Amber, Green	3.1W	0.30kg
WE/WEP-302FB-RYB	Chrome-plated / Light gray	3	24V AC/DC	Continuous On and flashing	Yes	Red, Amber, Blue	3.1W	0.30kg
WE/WEP-302FB-RYC	Chrome-plated / Light gray	3	24V AC/DC	Continuous On and flashing	Yes	Red, Amber, White	3.1W	0.30kg
WE/WEP-402-RYGB	Chrome-plated / Light gray	4	24V AC/DC	Continuous On	None	Red, Amber, Green, Blue	2.4W	0.33kg
WE/WEP-402-RYGC	Chrome-plated / Light gray	4	24V AC/DC	Continuous On	None	Red, Amber, Green, White	2.4W	0.33kg
WE/WEP-402FB-RYGB	Chrome-plated / Light gray	4	24V AC/DC	Continuous On and flashing	Yes	Red, Amber, Green, Blue	3.6W	0.33kg
WE/WEP-402FB-RYGC	Chrome-plated / Light gray	4	24V AC/DC	Continuous On and flashing	Yes	Red, Amber, Green, White	3.6W	0.33kg
WE/WEP-502-RYGBBC	Chrome-plated / Light gray	5	24V AC/DC	Continuous On	None	Red, Amber, Green, Blue, White	2.9W	0.35kg
WE/WEP-502FB-RYGBBC	Chrome-plated / Light gray	5	24V AC/DC	Continuous On and flashing	Yes	Red, Amber, Green, Blue, White	4.1W	0.35kg

Wall Mount Signal Tower

WME-D

W70 x D80.2	LED	Indoor Use	Upright Mounting	Ambient Temperature -10°C~+55°C	Red, Amber, Green, Blue, White	Change Number of Tiers
Continuous On	60 Flashes per Minute	93dB	2 Buzzer Sounds			
CE / RoHS10	UKCA	UL	IP54			



IO-Link / LAN
USB / PoE
Wireless

Signal Tower

Beacon

Audible Alarms
and MP3 Voice
Annunciators

Hybrid Signaling
Devices

LED Illumination

Optional Parts

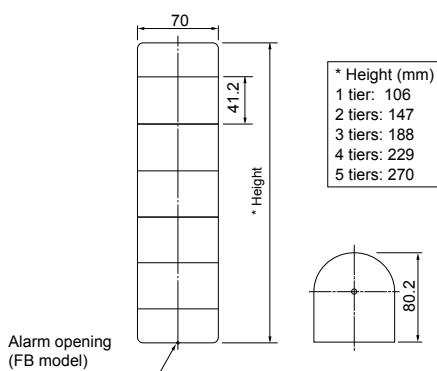
Model Number Configuration

WME-502DFB-RYGBC

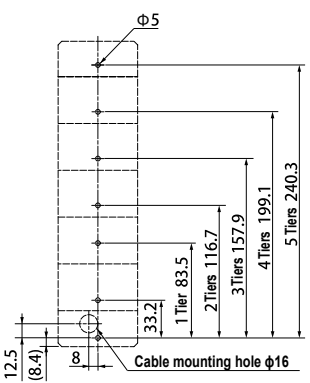


① Number of Tiers 1 = 1 tier 2 = 2 tiers 3 = 3 tiers	② Rated Voltage 02 = 24V DC M2 = 100-240 V AC	③ Flashing / Buzzer None = No flashing, no buzzer FB = With flashing and buzzer	④ Luminous Color R = Red B = Blue Y = Amber C = White G = Green (Top to bottom)
---	---	---	--

Dimensions (mm)



Installation Dimensional Drawings



	Nominal Cross-sectional Area	Wire Type	Wire Length
Power Supply Wire	0.2mm ²	UL1061	1100
Signal Wire	0.2mm ²	UL1061	1100

(M2 Type)			
	Nominal Cross-sectional Area	Wire Type	Wire Length
Power Supply Wire	0.8mm ²	UL1015	1100
Signal Wire	0.2mm ²	UL1061	1100

* To maintain IP54 for FB model, install the unit with the alarm opening pointing down.
* A mounting bracket for appropriate number of tiers is included.

Specifications

Supported Transistor	NPN / PNP
Alarm Sound	2 intermittent sounds.
Volume Control	Not adjustable

Product List

Model Number	Number of Tiers	Rated Voltage	Function	Buzzer	Luminous Color	Power Consumption	Mass
WME-102D-R	1	24V DC	Continuous On	None	Red	0.7W	0.28kg
WME-102D-Y	1	24V DC	Continuous On	None	Amber	0.9W	0.28kg
WME-102D-G	1	24V DC	Continuous On	None	Green	0.5W	0.28kg
WME-102DFB-R	1	24V DC	Continuous On and flashing	Yes	Red	1.9W	0.28kg
WME-102DFB-Y	1	24V DC	Continuous On and flashing	Yes	Amber	2.1W	0.28kg
WME-102DFB-G	1	24V DC	Continuous On and flashing	Yes	Green	1.7W	0.28kg
WME-1M2D-R	1	100 - 240V AC	Continuous On	None	Red	1.1W	0.35kg
WME-1M2D-Y	1	100 - 240V AC	Continuous On	None	Amber	1.2W	0.35kg
WME-1M2D-G	1	100 - 240V AC	Continuous On	None	Green	0.9W	0.35kg
WME-1M2DFB-R	1	100 - 240V AC	Continuous On and flashing	Yes	Red	12.3W	0.35kg
WME-1M2DFB-Y	1	100 - 240V AC	Continuous On and flashing	Yes	Amber	2.4W	0.35kg
WME-1M2DFB-G	1	100 - 240V AC	Continuous On and flashing	Yes	Green	2.1W	0.35kg
WME-202D-RY	2	24V DC	Continuous On	None	Red, Amber	1.6W	0.37kg
WME-202DFB-RY	2	24V DC	Continuous On and flashing	Yes	Red, Amber	2.8W	0.37kg
WME-2M2D-RY	2	100 - 240V AC	Continuous On	None	Red, Amber	2.3W	0.44kg
WME-2M2DFB-RY	2	100 - 240V AC	Continuous On and flashing	Yes	Red, Amber	3.5W	0.44kg
WME-302D-RYG	3	24V DC	Continuous On	None	Red, Amber, Green	2.1W	0.46kg
WME-302DFB-RYG	3	24V DC	Continuous On and flashing	Yes	Red, Amber, Green	3.3W	0.46kg
WME-3M2D-RYG	3	100 - 240V AC	Continuous On	None	Red, Amber, Green	3.2W	0.53kg
WME-3M2DFB-RYG	3	100 - 240V AC	Continuous On and flashing	Yes	Red, Amber, Green	4.4W	0.53kg
WME-402D-RYGB	4	24V DC	Continuous On	None	Red, Amber, Green, Blue	3.0W	0.55kg
WME-402DFB-RYGB	4	24V DC	Continuous On and flashing	Yes	Red, Amber, Green, Blue	4.2W	0.55kg
WME-4M2D-RYGB	4	100 - 240V AC	Continuous On	None	Red, Amber, Green, Blue	4.5W	0.62kg
WME-4M2DFB-RYGB	4	100 - 240V AC	Continuous On and flashing	Yes	Red, Amber, Green, Blue	5.7W	0.62kg
WME-502D-RYGBC	5	24V DC	Continuous On	None	Red, Amber, Green, Blue, White	3.9W	0.64kg
WME-502DFB-RYGBC	5	24V DC	Continuous On and flashing	Yes	Red, Amber, Green, Blue, White	5.1W	0.64kg
WME-5M2D-RYGBC	5	100 - 240V AC	Continuous On	None	Red, Amber, Green, Blue, White	5.8W	0.71kg
WME-5M2DFB-RYGBC	5	100 - 240V AC	Continuous On and flashing	Yes	Red, Amber, Green, Blue, White	7.0W	0.71kg

Optional Parts for Unit Reconfiguration

Product Name	Model Number
Head Cover	B32310087-F1*
Red LED Unit	B72100259-1F1*
Amber LED Unit	B72100259-2F1*
Green LED Unit	B72100259-3F1*
Blue LED Unit	B72100259-4F1*
White LED Unit	B72100259-7F1*
Center Shaft for 1-tier	S33552120-0455F1
Center Shaft for 2-tier	S33552120-04100F1

Product Name	Model Number
Center Shaft for 3-tier	S33552120-04140F1
Center Shaft for 4-tier	S33552120-04180F1
Center Shaft for 5-tier	S33552120-04220F1
Mounting Bracket for 1-tier	B85130021-5F1
Mounting Bracket for 2-tier	B85130021-4F1
Mounting Bracket for 3-tier	B85130021-3F1
Mounting Bracket for 4-tier	B85130021-2F1
Mounting Bracket for 5-tier	B85130021-1F1

* Not compatible with WME-A Series-LED units and head cover.

EDLR

LED	Indoor/Outdoor Use	Ambient Temperature -20°C~+50°C	Red, Amber, Green
Continuous On	60 Flashes per Minute	CE / RoHS10	IP66



24V DC

100V - 240V AC

Model Number Configuration

EDLR-302F-RYG

① ②

① Rated Voltage O2 = 24V DC M2 = 100 - 240 V AC	② Luminous Color RYG = Red, Amber, Green
---	---

Specifications

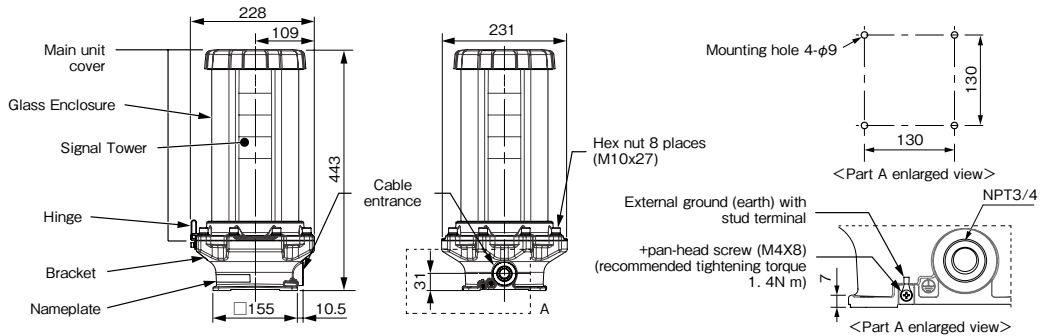
Supported Transistor	O2: NPN/PNP; M2: NPN
-----------------------------	----------------------

Optional Parts

For details refer to P. 107 to P. 112

Product Name	Model Number
Cable Gland	REL-001 (Supports Φ 7-12mm cable diameters)

Dimensions (mm)



Product List

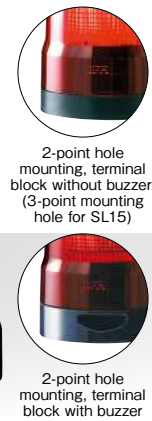
Model Number	Number of Tiers	Rated Voltage	Luminous Color	Power Consumption	Mass
EDLR-302F-RYG	3	24V DC	Red, Amber, Green	3.9W	9kg
EDLR-3M2F-RYG	3	100 - 240V AC	Red, Amber, Green	5.4W	9kg

Signal Beacon

SL



Φ80 mm **Φ100 mm** **Φ150 mm** **LED** **Indoor/Outdoor Use** **Upright/Sideways*/Inverted* Mounting** **Ambient Temperature -20°C→50°C**
Red, Amber, Green, Blue **88dB** **CE / RoHS10** **UKCA** **UL** **FCC** **ICES**
SL08:86dB
KC **EAC** **PSE** **IP23 (JN)** **IP66 (KT)** **NEMA TYPE 4X,13**



SL08: Φ80mm SL10: Φ100mm SL15: Φ150mm
 ●Use the optional rubber gasket to increase the IP rating from IP23 to IP65. (SL08, SL10 only)

Model Number Configuration

SL08-M1KTB-R

- ①
- ②
- ③
- ④

① Size 08 = Φ80mm 10 = Φ100mm 15 = Φ150mm ^{*1}	② Rated Voltage M1 = 12 - 24V DC M2 = 100 - 240V AC	③ Mounting / Wiring / Buzzer JN: 3-point bolt mounting / Cable / None KTN: 2-point hole mounting ^{*2} / Terminal block / None KTB: 2-point hole mounting / Terminal block / Buzzer	④ Color R = Red Y = Amber G = Green B = Blue ^{*1} JN / KTN only ^{*2} For SL15, 3-point hole mounting
--	---	--	--

Specifications

Supported Transistors	NPN	Alarm Sound	Single tone	Volume Control	None
------------------------------	-----	--------------------	-------------	-----------------------	------

Product List

Model Number	Size (mm)	Rated Voltage	Wiring and Mounting	Buzzer	Luminous Color	Power Consumption	Mass
SL08-M1JN-R/Y/G/B	Φ80	12 - 24V DC	Cable, 3-point bolt mounting	None	Red/ Amber/Green/Blue	2.9W	0.25kg
SL08-M1KTN-R/Y/G/B	Φ80	12 - 24V DC	Push-in terminal block, 2-point hole mounting	None	Red/ Amber/Green/Blue	2.9W	0.23kg
SL08-M1KTB-R/Y/G/B	Φ80	12 - 24V DC	Push-in terminal block, 2-point hole mounting	Yes	Red/ Amber/Green/Blue	3.4W	0.24kg
SL08-M2JN-R/Y/G/B	Φ80	100 - 240V AC	Cable, 3-point bolt mounting	None	Red/ Amber/Green/Blue	3.1W	0.28kg
SL08-M2KTN-R/Y/G/B	Φ80	100 - 240V AC	Push-in terminal block, 2-point hole mounting	None	Red/ Amber/Green/Blue	3.1W	0.26kg
SL08-M2KTB-R/Y/G/B	Φ80	100 - 240V AC	Push-in terminal block, 2-point hole mounting	Yes	Red/ Amber/Green/Blue	3.5W	0.27kg
SL10-M1JN-R/Y/G/B	Φ100	12 - 24V DC	Cable, 3-point bolt mounting	None	Red/ Amber/Green/Blue	2.9W	0.37kg
SL10-M1KTN-R/Y/G/B	Φ100	12 - 24V DC	Push-in terminal block, 2-point hole mounting	None	Red/ Amber/Green/Blue	2.9W	0.36kg
SL10-M1KTB-R/Y/G/B	Φ100	12 - 24V DC	Push-in terminal block, 2-point hole mounting	Yes	Red/ Amber/Green/Blue	3.4W	0.37kg
SL10-M2JN-R/Y/G/B	Φ100	100 - 240V AC	Cable, 3-point bolt mounting	None	Red/ Amber/Green/Blue	3.1W	0.40kg
SL10-M2KTN-R/Y/G/B	Φ100	100 - 240V AC	Push-in terminal block, 2-point hole mounting	None	Red/ Amber/Green/Blue	3.1W	0.38kg
SL10-M2KTB-R/Y/G/B	Φ100	100 - 240V AC	Push-in terminal block, 2-point hole mounting	Yes	Red/ Amber/Green/Blue	3.5W	0.40kg
SL15-M1JN-R/Y/G/B	Φ150	12 - 24V DC	Cable, 3-point bolt mounting	None	Red/ Amber/Green/Blue	4.8W	0.86kg
SL15-M1KTN-R/Y/G/B	Φ150	12 - 24V DC	Push-in terminal block, 3-point hole mounting	None	Red/ Amber/Green/Blue	4.8W	0.86kg
SL15-M2JN-R/Y/G/B	Φ150	100 - 240V AC	Cable, 3-point bolt mounting	None	Red/ Amber/Green/Blue	5.6W	0.89kg
SL15-M2KTN-R/Y/G/B	Φ150	100 - 240V AC	Push-in terminal block, 3-point hole mounting	None	Red/ Amber/Green/Blue	5.6W	0.89kg

Note: This product not for vehicle use. Please select a compatible product such as the RLR or LFH type.

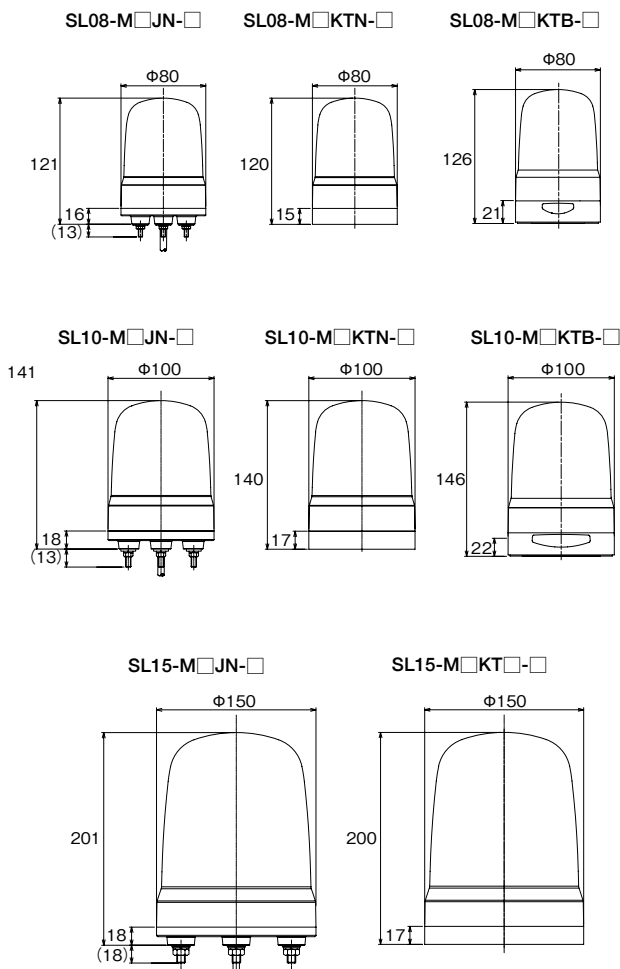
Product Name	Model Number
Wall Mount Waterproof Bracket	SZK-101
Wall Mount Bracket	SZK-102
Wall Mount Bracket	SZK-103
Cover for Wall Mount Bracket	SZK-104
Cover for Wall Mount Bracket	SZK-105
Wall Mount Bracket	SZ-007
Wall Mount Bracket	SZ-008
Wall Mount Bracket	SZ-023

Product Name	Model Number
Ceiling Mounting Bracket	SZW-101
Mounting Rubber Gasket	SZW-102
Mounting Rubber Gasket	SZW-103
Pole Mount Bracket	SZP-101
1/2 in. NPT Bracket	SZP-102
1/2 in. NPT Bracket	SZP-103
1/2 in. NPT Bracket	SZP-104

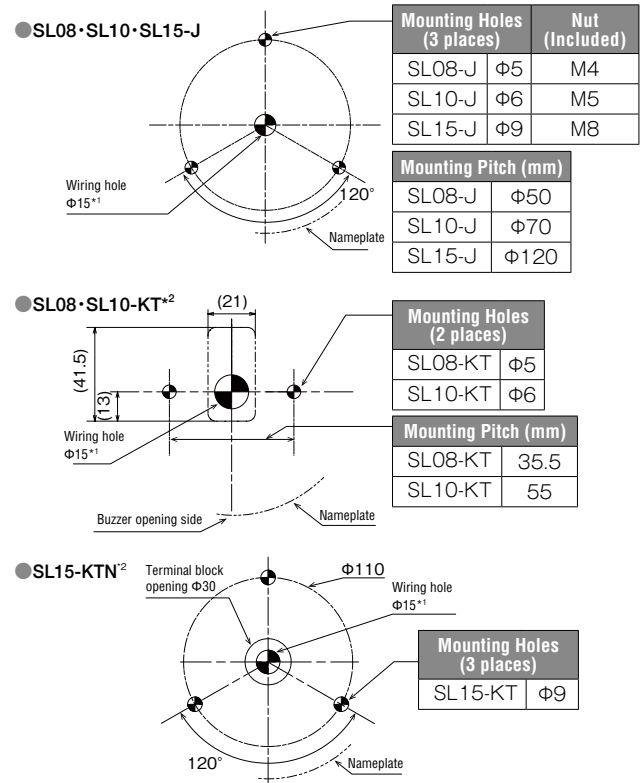
Light Pattern

CH1	CH2	CH1	CH2	CH1	CH2	CH1	CH2
OFF	OFF	ON	OFF	OFF	ON	ON	ON
Lights Off		Continuous On		Blinking		Triple-flash	

Dimensions (mm)



Mounting Dimensional Drawing (mm)



Model	Screw / Nut	Recommended Tightening Torque
SL08	M4	0.7 N·m
SL10	M5	1.4 N·m
SL15	M8	6.0 N·m

* 1 Adjust hole size as needed.
 * 2 Mounting screws not included.

Rotating Beacon

SK



Φ80 mm **Φ100 mm** **Φ150 mm** **LED** **Indoor/Outdoor Use** **Upright/Sideways*/Inverted*** **Ambient Temperature -10C~50C**
Red, Amber, Green, Blue **Motorized Rotation** **88dB** **CE / RoHS10** **UKCA** **UL** **FCC**
ICES **KC** **EAC** **PSE** **IP23**

*Indoor only



● Use the optional rubber gasket to increase the IP rating from IP23 to IP65. (SKS, SKH only)

Model Number Configuration

SKH-M1JB-R

- ①
- ②
- ③
- ④

① Size S = Φ80mm H = Φ100mm P = Φ150mm	② Rated Voltage / Wiring M1J = 12 - 24V DC / cable M1T = 12 - 24V DC / terminal block* M2J = 100 - 240V AC / cable M2T = 100 - 240V AC / terminal block*	③ Buzzer None = None B = Buzzer*	④ Color R = Red, Y = Amber G = Green, B = Blue
---	--	--	--

* SKH: Φ100mm Size only

Specifications

Supported Transistors	None	Alarm Sound	Intermittent Sound	Volume Control	None
------------------------------	------	--------------------	--------------------	-----------------------	------

Product List

Model	Size (mm)	Rated Voltage	Wiring	Buzzer	Luminous Color	Power Consumption	Mass
SKS-M1J-R/Y/G/B	Φ80	12 - 24V DC	Cable	None	Red/ Amber/Green/Blue	2.9W	0.24kg
SKS-M2J-R/Y/G/B	Φ80	100 - 240V AC	Cable	None	Red/ Amber/Green/Blue	3.0W	0.27kg
SKH-M1J-R/Y/G/B	Φ100	12 - 24V DC	Cable	None	Red/ Amber/Green/Blue	2.9W	0.33kg
SKH-M1JB-R/Y/G/B	Φ100	12 - 24V DC	Cable	Yes	Red/ Amber/Green/Blue	3.6W	0.34kg
SKH-M1T-R/Y/G/B	Φ100	12 - 24V DC	Push-in terminal block	None	Red/ Amber/Green/Blue	2.9W	0.30kg
SKH-M1TB-R/Y/G/B	Φ100	12 - 24V DC	Push-in terminal block	Yes	Red/ Amber/Green/Blue	3.6W	0.31kg
SKH-M2J-R/Y/G/B	Φ100	100 - 240V AC	Cable	None	Red/ Amber/Green/Blue	3.0W	0.36kg
SKH-M2JB-R/Y/G/B	Φ100	100 - 240V AC	Cable	Yes	Red/ Amber/Green/Blue	3.3W	0.37kg
SKH-M2T-R/Y/G/B	Φ100	100 - 240V AC	Push-in terminal block	None	Red/ Amber/Green/Blue	3.0W	0.33kg
SKH-M2TB-R/Y/G/B	Φ100	100 - 240V AC	Push-in terminal block	Yes	Red/ Amber/Green/Blue	3.3W	0.34kg
SKP-M1J-R/Y/G/B	Φ150	12 - 24V DC	Cable	None	Red/ Amber/Green/Blue	2.9W	0.67kg
SKP-M2J-R/Y/G/B	Φ150	100 - 240V AC	Cable	None	Red/ Amber/Green/Blue	3.0W	0.70kg

Note: This product not for vehicle use. Please select a compatible product such as the RLR or LFH type.

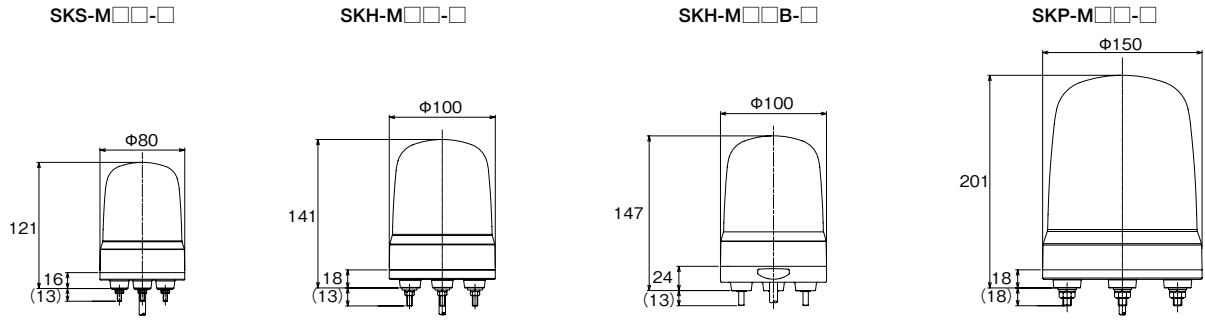
Optional Parts

For details refer to P. 107 to P. 112

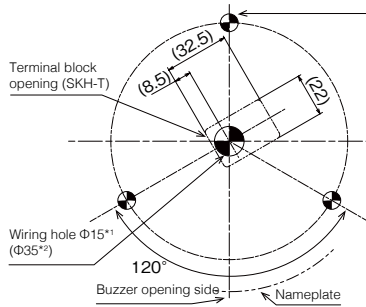
Product Name	Model Number
Wall Mount Waterproof Bracket	SZK-101
Wall Mount Bracket	SZK-102
Wall Mount Bracket	SZK-103
Cover for Wall Mount Bracket	SZK-104
Cover for Wall Mount Bracket	SZK-105
Wall Mount Bracket	SZ-007
Wall Mount Bracket	SZ-008
Wall Mount Bracket	SZ-023

Product Name	Model Number
Ceiling Mount Bracket	SZW-101
Mounting Rubber Gasket	SZW-102
Mounting Rubber Gasket	SZW-102
Mounting Rubber Gasket	SZW-103
Pole Mount Bracket	SZP-101
1/2 in. NPT Bracket	SZP-102
1/2 in. NPT Bracket	SZP-103
1/2 in. NPT Bracket	SZP-104

Dimensions (mm)



Mounting Dimensional Drawing (mm)



Mounting Holes (3 places)		Nut (Included)
SKS	Φ5	M4
SKH	Φ6	M5
SKP	Φ9	M8

Mounting Pitch	
SKS	Φ50
SKH	Φ70
SKP	Φ120

Series	Nut	Recommended Tightening Torque
SKS	M4	0.7 N·m
SKH	M5	1.4 N·m
SKP	M8	6.0 N·m

- * 1 Adjust hole size as needed.
- * 2 Cord model with AC power plug

Multi-Function Beacon

SF



2-point hole mounting, terminal block without buzzer

Φ80 mm	Φ100 mm	LED	Indoor/Outdoor Use	Upright/Sideways*/Inverted* Mounting	Ambient Temperature -20°C~+50°C	Red, Amber, Green, Blue
Motorless Rotation	Flash	Pulse	88dB	CE / RoHS10	UKCA	UL
FCC	ICES	EAC	KC	PSE	NEMA TYPE 4X,13	IP23 (JN) IP66 (KT)

*Indoor only
*SF08:86dB



SF08: Φ80mm SF10: Φ100mm



2-point hole mounting, terminal block with buzzer

● The IP rating on the IP23 type can be increased by using the optional rubber gasket.

Model Number Configuration

SF10-M1KTB-R

① ② ③ ④

① Size 08 = Φ80mm 10 = Φ100mm	② Rated Voltage M1 = 12-24V DC M2 = 100-240V AC	③ Mounting / Wiring / Buzzer JN: 3-point bolt mounting / Cable / None KTN: 2-point hole mounting / Terminal block / None KTB: 2-point hole mounting / Terminal block / Buzzer	④ Color R = Red G = Green Y = Amber B = Blue
-------------------------------------	---	--	--

Specifications

Supported Transistors	NPN	Alarm Sound	Single tone (peak)	Volume Control	None
-----------------------	-----	-------------	--------------------	----------------	------

Product List

Model Number	Size (mm)	Rated Voltage	Wiring and Mounting	Buzzer	Luminous Color	Power Consumption	Mass
SF08-M1JN-R/Y/G/B	Φ80	12 - 24V DC	Cable, 3-point bolt mounting	None	Red / Amber / Green / Blue	7.7W	0.27kg
SF08-M1KTN-R/Y/G/B	Φ80	12 - 24V DC	Push-in terminal block, 2-point hole mounting	None	Red / Amber / Green / Blue	7.7W	0.24kg
SF08-M1KTB-R/Y/G/B	Φ80	12 - 24V DC	Push-in terminal block, 2-point hole mounting	Yes	Red / Amber / Green / Blue	8.2W	0.25kg
SF08-M2JN-R/Y/G/B	Φ80	100 - 240V AC	Cable, 3-point bolt mounting	None	Red / Amber / Green / Blue	8.5W	0.3kg
SF08-M2KTN-R/Y/G/B	Φ80	100 - 240V AC	Push-in terminal block, 2-point hole mounting	None	Red / Amber / Green / Blue	8.5W	0.27kg
SF08-M2KTB-R/Y/G/B	Φ80	100 - 240V AC	Push-in terminal block, 2-point hole mounting	Yes	Red / Amber / Green / Blue	8.8W	0.28kg
SF10-M1JN-R/Y/G/B	Φ100	12 - 24V DC	Cable, 3-point bolt mounting	None	Red / Amber / Green / Blue	7.7W	0.40kg
SF10-M1KTN-R/Y/G/B	Φ100	12 - 24V DC	Push-in terminal block, 2-point hole mounting	None	Red / Amber / Green / Blue	7.7W	0.39kg
SF10-M1KTB-R/Y/G/B	Φ100	12 - 24V DC	Push-in terminal block, 2-point hole mounting	Yes	Red / Amber / Green / Blue	8.2W	0.40kg
SF10-M2JN-R/Y/G/B	Φ100	100 - 240V AC	Cable, 3-point bolt mounting	None	Red / Amber / Green / Blue	8.5W	0.43kg
SF10-M2KTN-R/Y/G/B	Φ100	100 - 240V AC	Push-in terminal block, 2-point hole mounting	None	Red / Amber / Green / Blue	8.5W	0.42kg
SF10-M2KTB-R/Y/G/B	Φ100	100 - 240V AC	Push-in terminal block, 2-point hole mounting	Yes	Red / Amber / Green / Blue	8.8W	0.43kg

Note: This product not for vehicle use. Please select a compatible product such as the RLR or LFH type.

Optional Parts

For details refer to P. 107 to P. 112

Product Name	Model Number
Wall Mount Waterproof Bracket	SZK-101
Wall Mount Bracket	SZK-102
Cover for Wall Mount Bracket	SZK-104
Wall Mount Bracket	SZ-007
Wall Mount Bracket	SZ-008
Wall Mount Bracket	SZ-023

Product Name	Model Number
Ceiling Mount Bracket	SZW-101
Mounting Rubber Gasket	SZW-102
Mounting Rubber Gasket	SZW-103
Pole Mount Bracket	SZP-101
1/2 in. NPT Bracket	SZP-102
1/2 in. NPT Bracket	SZP-103

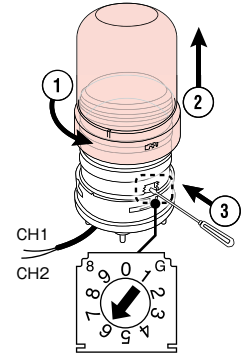
Wide Light Pattern Selection

Select from 22 light patterns to indicate various statuses at your work place. The light pattern can easily be configured by adjusting the rotary switch and wiring channels.

Rotary switch	wiring		CH1	CH2	CH1	CH2	CH1	CH2	CH1	CH2
	OFF	OFF	ON	OFF	OFF	ON	ON	ON	ON	ON
0	Off		Rotating (120 rpm)	Triple-flash	Rotating (120 rpm)		Rotating (120 rpm)			
1	Off		Rotating (180 rpm)	Triple-flash	Rotating (180 rpm)		Rotating (180 rpm)			
2	Off		Triple-flash	Pulse pattern	Triple-flash		Triple-flash			
3	Off		Rotating (60 rpm)	Rotation (120 rpm)	Rotating (180 rpm)		Rotating (180 rpm)			
4	Off		Single-flash	Double-flash	Triple-flash		Triple-flash			
5	Triple-flash		Triple-flash	Triple-flash	Triple-flash		Triple-flash			
6	Pulse pattern		Pulse pattern	Pulse pattern	Pulse pattern		Pulse pattern			
7	Rotating (60 rpm)		Rotating (60 rpm)	Rotating (60 rpm)	Rotating (60 rpm)		Rotating (60 rpm)			
8	Rotating (120 rpm)		Rotating (120 rpm)	Rotating (120 rpm)	Rotating (120 rpm)		Rotating (120 rpm)			
9	Rotating (180 rpm)		Rotating (180 rpm)	Rotating (180 rpm)	Rotating (180 rpm)		Rotating (180 rpm)			

= Dimmed = One side illuminated

Video of light patterns:

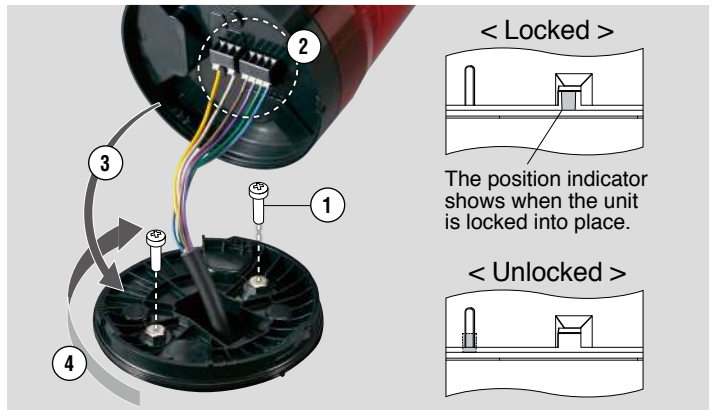


Easy Mounting

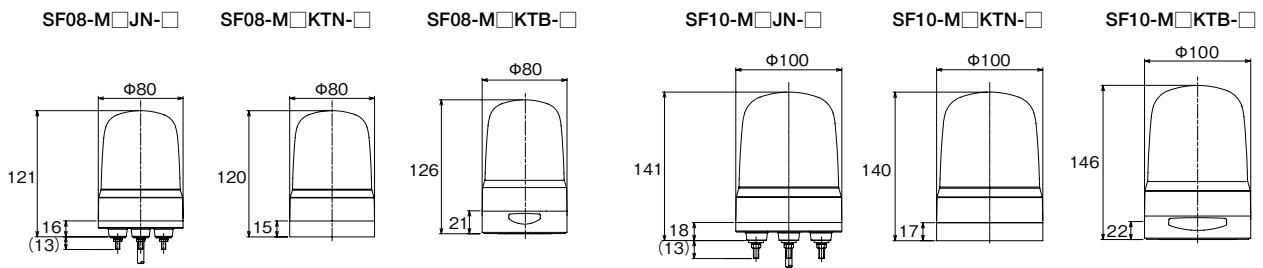
IP66 rating (KT type)

- 1 Screw in the mounting bracket
- 2 Connect wires to the push-in terminal block
- 3 Mount the body onto the mounting bracket
- 4 Lock into place

Mounting video

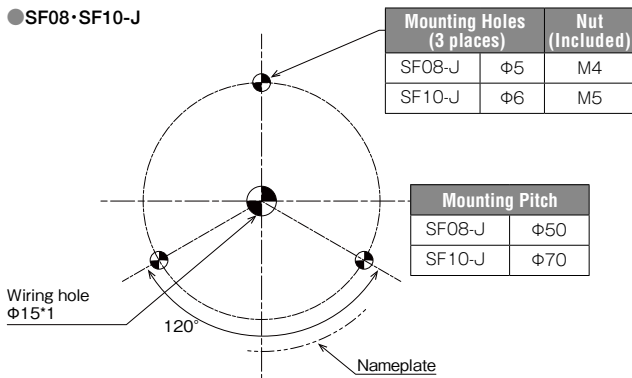


Dimensions (mm)

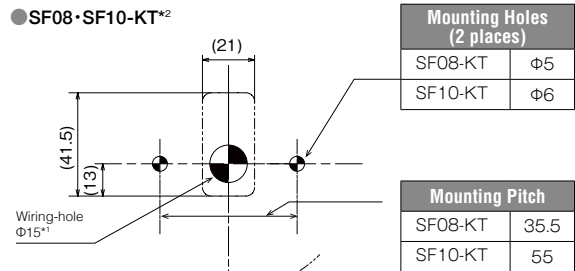


Mounting Dimensional Drawing (mm)

● SF08·SF10-J



● SF08·SF10-KT*2



Model	Screw / Nut	Recommended Tightening Torque
SF08	M4	0.7 N·m
SF10	M5	1.4 N·m

* 1 Adjust hole size as needed.
* 2 Mounting screws not included.

Signal Beacon

NE-A

Φ56 mm	LED	Indoor Use	Mounting in All Directions	Ambient Temperature -30°C~+50°C	Ambient Temperature -25°C~+60°C	Red, Amber, Green, Blue, White, Multi-color: 7 colors
Continuous On	Blinking	88dB	2 Buzzer Sounds	Touch Sensor	M12 Connector	CE / RoHS10
	NE-M1A			M1ATB	NE-M1AC	
UKCA	UL	FCC	ICES	KC	IP67 (M1ANN)	IP65
					NEMA TYPE 4X,13	



Model Number Configuration

NE-24A-R

- ①
- ②

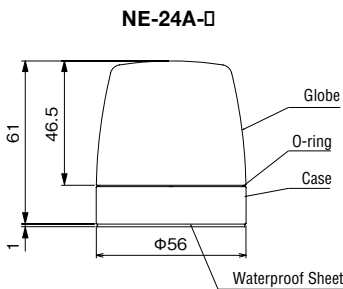
① Rated Voltage 24 = 24V DC	② LED Unit Color R = Red B = Blue Y = Amber C = White G = Green
--------------------------------	---

NE-M1ACTB-M

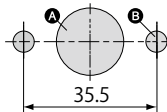
- ①
- ②
- ③
- ④
- ⑤

① Rated Voltage M1 = 12 - 24V DC	③ Touch sensor T = Touch sensor N = No touch sensor	④ Buzzer B = Buzzer N = No Buzzer	⑤ LED Color M = Multi-color
② Wiring None = Cable C = M12 Connector			

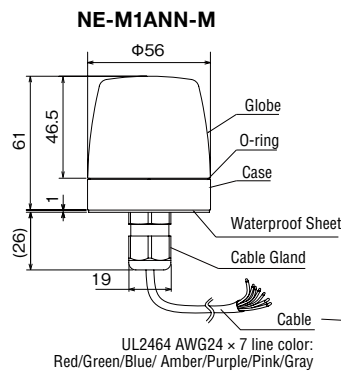
Dimensions (mm)



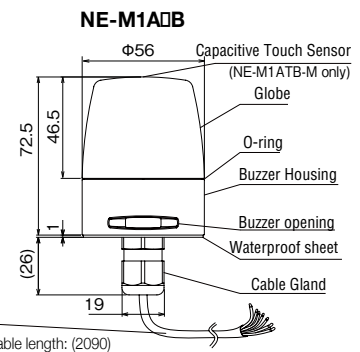
A Cable exit hole (Φ16)
With cable gland (Φ26)



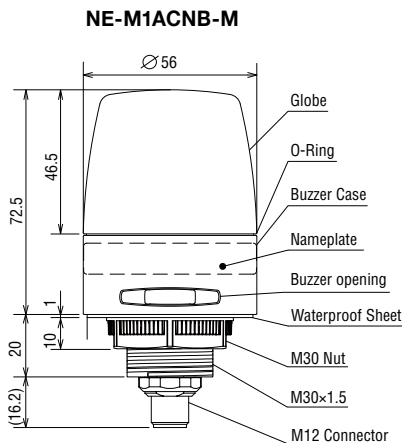
B Mounting screw holes (2-Φ4.5)
M4 screws
(Tightening torque : 0.6N · m)



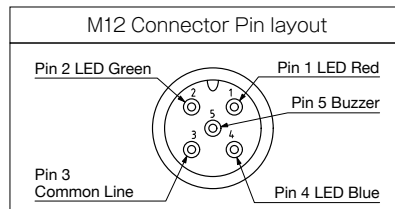
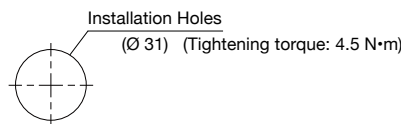
UL2464 AWG24 × 7 line color:
Red/Green/Blue/ Amber/Purple/Pink/Gray



* Cable length: (2090)



Installation Dimension Drawing



Product List

Model Number	Rated Voltage	Touch Sensor	Buzzer	Luminous Color	Power Consumption	Mass
NE-24A-R	24V DC	-	-	Red	0.7W	0.06kg
NE-24A-Y	24V DC	-	-	Amber	0.7W	0.06kg
NE-24A-G	24V DC	-	-	Green	0.7W	0.06kg
NE-24A-B	24V DC	-	-	Blue	0.7W	0.06kg
NE-24A-C	24V DC	-	-	White	0.7W	0.06kg
NE-M1ANN-M	12 - 24V DC	-	-	Multi-color (7 colors)	1.2W	0.15kg
NE-M1ANB-M	12 - 24V DC	-	✓	Multi-color (7 colors)	1.8W	0.17kg
NE-M1ATB-M	12 - 24V DC	✓	✓	Multi-color (7 colors)	1.8W	0.17kg
NE-M1ACNB-M	12 - 24V DC	-	✓	Multi-color (7 colors)	1.8W	0.10kg

Specifications

Supported Transistors	-24/-M1AN/-M1ACN : NPN/PNP -M1ATB : NPN
Alarm Sound	2 sounds (Intermittent, continuous)
Volume Control	None

Optional Parts

For details refer to P. 107 to P. 112

Product Name	Model Number
Pole Bracket	NE-001D
Wall Mount Bracket	NE-002D

Signal Beacon (IP69K Rated)



NE+FB295

New

- Φ56 mm
- LED
- Indoor Use
- Mounting in All Directions
- Ambient Temperature -25°C~+60°C
- Multi-color (7 colors)
- Upright Mounting
- Continuous On
- Blinking
- M12 Connector
- CE / RoHS10
- UKCA
- UL
- FCC
- ICES
- KC
- IP69K
- IP67



Multi-color / M12 Connector

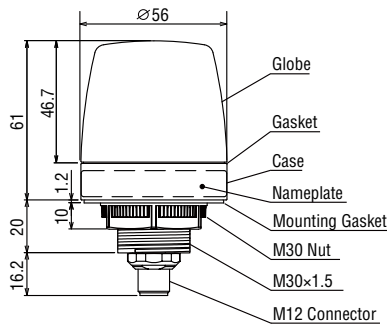
Model Number Configuration

NE-M1ACNN-M+FB295

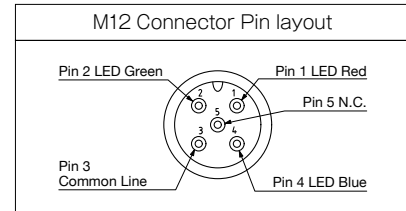
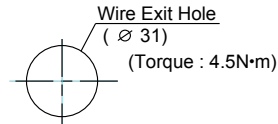
- ①
- ②
- ③
- ④
- ⑤

- ① Rated Voltage
M1 = 12 - 24V DC
- ② Wiring
C = M12 Connector
- ③ Touch sensor
N = No touch sensor
- ④ Buzzer
N = No Buzzer
- ⑤ LED Color
M = Multi-color

Dimensions (mm)



Installation Dimension



Product List

Model Number	Rated Voltage	Touch Sensor	Buzzer	Luminous Color	Power Consumption	Mass
NE-M1ACNN-M+FB295	24V DC	-	-	Multi-color (7 colors)	1.2W	0.09kg

Rotating Beacon

RLR

Φ162 mm	LED	Indoor/Outdoor Use	Upright/Inverted Mounting	Ambient Temperature -30°C~+70°C DC type	Ambient Temperature -10°C~+50°C AC type
Red, Amber, Green, Blue	Vibration resistance 110m/s² (Excluding M2)	Motorized Rotation	CE / RoHS10 Excluding M2	UKCA Excluding M2	IP66



Model Number Configuration

RLR-04-P-R

① ② ③

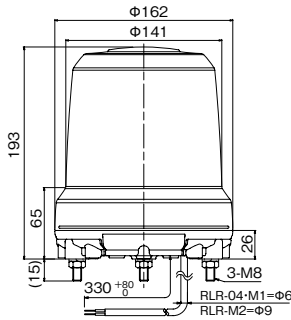
① Rated Voltage 04 = 48V DC M1 = 12/24V DC M2 = 100 - 240V AC	② Mounting Pitch None = Φ140 P = Φ120	③ Luminous Color R = Red Y = Amber G = Green B = Blue
--	---	---

Optional Parts

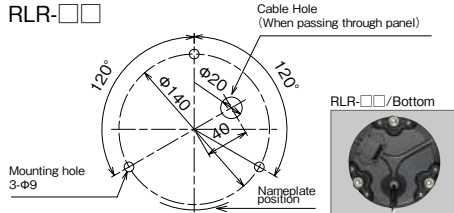
For details refer to P. 107 to P. 112

Part Name	Model Number
Wall Mount Bracket with Cover	SZ-023
Wall Mount Bracket	SZ-008

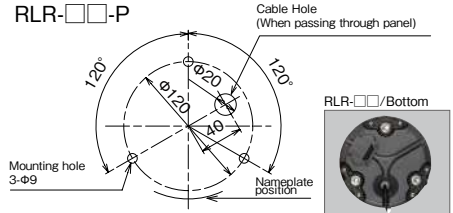
Dimensions (mm)



Mounting Surface Dimensions



※Caution※
If waterproofing is required, apply waterproofing treatment when wiring.
If improperly treated, moisture may enter from the end of the power line.



Nominal cross-sectional area: Line type
RLR-04/M1 : 0.5mm²: HVCTF
RLR-M2 : 0.75mm²: VCT

Product List

Model Number	Rated Voltage	Mounting Pitch	Luminous Color	Power Consumption	Mass
RLR-M1-R/Y/G/B	12V / 24V DC	Φ140	Red / Amber / Green / Blue	7.6W	1.0kg
RLR-04-R/Y/G/B	48V DC	Φ140	Red / Amber / Green / Blue	8.2W	1.0kg
RLR-M2-R/Y/G/B	100 - 240V AC	Φ140	Red / Amber / Green / Blue	7.8W	1.06kg
RLR-M1-P-R/Y/G/B	12V / 24V DC	Φ120	Red / Amber / Green / Blue	7.6W	1.0kg
RLR-04-P-R/Y/G/B	48V DC	Φ120	Red / Amber / Green / Blue	8.2W	1.0kg
RLR-M2-P-R/Y/G/B	100 - 240V AC	Φ120	Red / Amber / Green / Blue	7.8W	1.06kg

Signal Beacon

LFH

Φ100 mm	LED	Indoor/Outdoor Use	Upright/Sideways/Inverted Mounting	Ambient Temperature -30°C~+70°C <small>DC type</small>	Ambient Temperature -20°C~+60°C <small>AC type</small>	Red, Amber, Green, Blue, White	Vibration resistance 90 m/s² <small>Excluding LFH-M2</small>
110 Flashes per Minute <small>(LFH)</small>	140 Flashes per Minute <small>(LFH-S)</small>	CE / RoHS10 <small>Excluding LFH-S/LFH-48</small>	UKCA <small>Excluding LFH-S/LFH-48</small>	UL <small>Excluding LFH-S</small>	FCC <small>Excluding LFH-S</small>	IP66	



Model Number Configuration

LFH-12S-R

①
②
③

① Rated Voltage 12 = 12V DC 24 = 24V DC 48 = 48V DC M2 = 100/120/200/230V AC	② Number of Flashes None = 110 ± 10 fpm S = 140 ± 14 fpm	③ Color R = Red B = Blue Y = Amber C = White G = Green
--	--	---

Product List

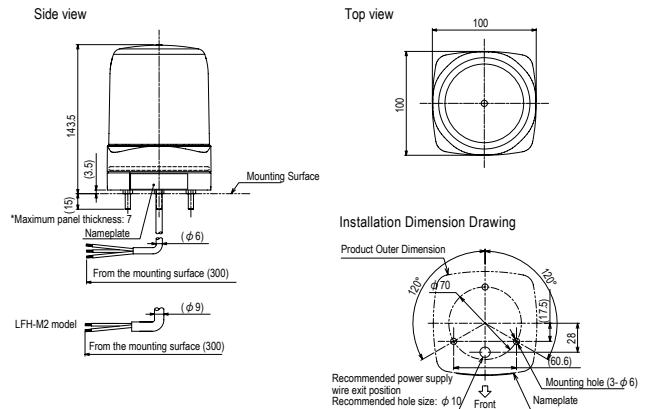
Model Number	Rated Voltage	Number of Flashes (fpm)	Luminous Color	Power Consumption	Mass
LFH-12-R/Y/G/B/C	12V DC	110	Red / Amber / Green / Blue / White	6.0W	0.57kg
LFH-24-R/Y/G/B/C	24V DC	110	Red / Amber / Green / Blue / White	5.5W	0.57kg
LFH-48-R/Y/G/B/C	48V DC	110	Red / Amber / Green / Blue / White	7.5W	0.57kg
LFH-M2-R/Y/G/B/C	100/120/200/230V AC	110	Red / Amber / Green / Blue / White	6.8W	0.61kg
LFH-12S-R/Y/G/B/C	12V DC	140	Red / Amber / Green / Blue / White	6.0W	0.57kg
LFH-24S-R/Y/G/B/C	24V DC	140	Red / Amber / Green / Blue / White	5.5W	0.57kg
LFH-48S-R/Y/G/B/C	48V DC	140	Red / Amber / Green / Blue / White	7.5W	0.57kg

Optional Parts

For details refer to P. 107 to P. 112

Product Name	Model Number
Wall Mount Bracket	SZ-007

Dimensions (mm)



Signal Beacon

REL

IP65 **LED** **Indoor/Outdoor Use** **Upright/Sideways/Inverted* Mounting** **Ambient Temperature -20°C~+55°C** **Red, Amber**

110 Flashes per Minute
(M2, 24V DC)

140 Flashes per Minute
(48V DC)

*Indoor only



REL

IO-Link/LAN
USB/PoE
Wireless

Signal Tower

Beacon

Audible Alarms and MP3 Voice Annunciators

Hybrid Signaling Devices

LED Illumination

Optional Parts

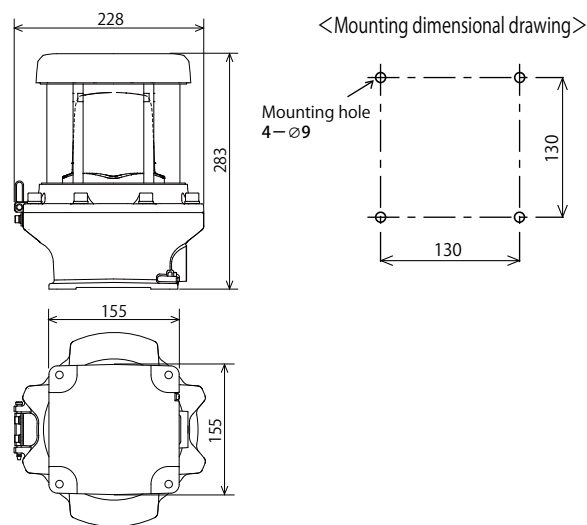
Model Number Configuration

REL-24-R

① ②

- | | |
|--|--|
| ① Rated Voltage
24 = 24V DC
48 = 48V DC*
M2 = 100-230V AC (50/60Hz)
*48V DC only available in amber (-Y) | ② Luminous Color
R = Red
Y = Amber |
|--|--|

Dimensions (mm)



Optional Parts

For details refer to P. 107 to P. 112

Product Name	Model Number
Cable Gland	REL-001 (Applicable cable diameter: 7 to 12mm)

Product List

Model Number	Rated Voltage	Luminous Color	Power Consumption	Mass
REL-24-R/Y	24V DC	Red/ Amber	5.5W	7.2kg
REL-48-Y	48V DC	Amber	7.5W	7.2kg
REL-M2-R/Y	100 ~ 230V AC	Red/ Amber	6.8W	7.2kg

Warning Light

LPT

- LED
- Indoor/Outdoor Use
- Mounting in All Directions
- Ambient Temperature -30°C~+75°C
- Red, Amber, Green, Blue
- Vibration resistance 90m/s²
- 400 Flashes per Minute
Triple, Extreme warning
- 67 Flashes per Minute
Blinking Mode
- Connect up to 20 units
- CE / RoHS10
- UKCA
- FCC
- IP68
- NEMA TYPE 4X,13



LPT-2M1



Model Number Configuration

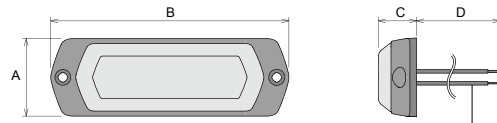
LPT-1M1-R

①

②

- ① Size
1 = 86.0 × 28.0 (mm)
2 = 114.4 × 43.4 (mm)
- ② Luminous Color
R = Red G = Green
Y = Amber B = Blue

Dimensions (mm)



Lead wires (stripped tips) : AVS 0.5mm² × 4

Model Number	A	B	C	D
LPT-1M1-□	28.0	86.0	13.5	500
LPT-2M1-□	43.4	114.4	13.5	500

Product List

Model Number	Rated Voltage	Luminous Color	Power Consumption	Mass
LPT-1M1-R	12 - 24V DC	Red	3.6W	0.072kg
LPT-1M1-Y	12 - 24V DC	Amber	3.6W	0.072kg
LPT-1M1-G	12 - 24V DC	Green	7.2W	0.072kg
LPT-1M1-B	12 - 24V DC	Blue	6.0W	0.072kg
LPT-2M1-R	12 - 24V DC	Red	13.2W	0.13kg
LPT-2M1-Y	12 - 24V DC	Amber	13.2W	0.13kg
LPT-2M1-G	12 - 24V DC	Green	15.6W	0.13kg
LPT-2M1-B	12 - 24V DC	Blue	14.4W	0.13kg

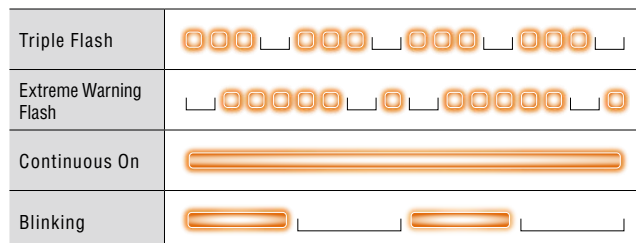
Feature

High Reliability

- Visible from great distances
- High vibration resistance, 90m/s²
- IP68 dust-proof, water-proof protection



Various Light Patterns



The following can be changed according to preset settings *

- Flash pattern
- Simultaneous or alternating flash (when multiple units are connected)

* Factory default: Triple-flash, simultaneous flash

Battery-powered Signal Beacon

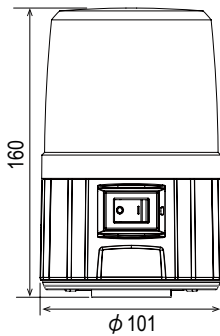
PFH

- Φ101
- LED
- Indoor/Outdoor Use
- Upright/Sideways Mounting
- Ambient Temperature -10°C→+50°C
- Red, Amber
- Flash
- U
- IP55
- CE / RoHS10
- UKCA
- Battery




Dimensions (mm)

Side view



Bottom view



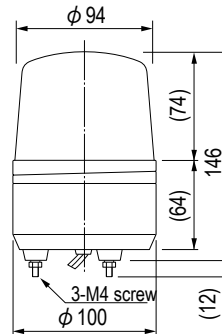
Small Rotating Beacon

SKH-EA

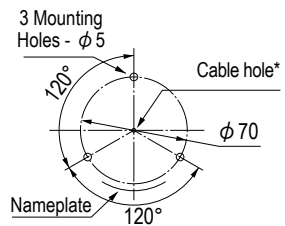
- Φ100 mm
- Indoor/Outdoor Use
- Upright/Sideways/Inverted* Mounting
- Ambient Temperature -30°C→+80°C (DC)
- Ambient Temperature -30°C→+60°C (AC)
- Red, Amber, Green, Blue
- Motorized Rotation
- CE / RoHS10
- UKCA
- IP23
- 12V / 24V DC Only



Dimensions (mm)



Installation Dimension Drawings

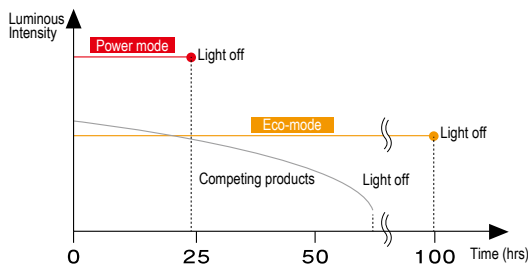
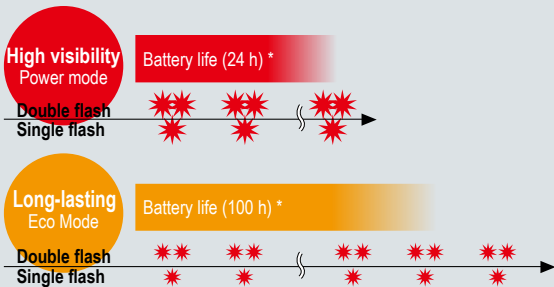


*To pass a 100V plug a Φ30 cable hole is required.

Product List

Model Number	Power Supply	Luminous Color	Mass
PFH-BT-R/Y	4 AA alkaline or nickel metal hydride batteries	Red/Amber	0.51 kg (without batteries)

- Change flash pattern or lighting mode as conditions change such as indoor/outdoor or day/night.



As the battery wears out the light will not dim but visibility and brightness are maintained until the end.

Product List

Model Number	Rated Voltage	Bulb	No.	Luminous Color	Power Consumption	Mass
SKH-12EA-R/Y/G/B	12V DC	12V 10W	9	Red/ Amber/ Green/Blue	9.6W	0.4kg
SKH-24EA-R/Y/G/B	24V DC	24V 10W	10	Red/ Amber/ Green/Blue	12.0W	0.4kg
SKH-100EA-R/Y/G/B	100V AC	12V 5W	12	Red/ Amber/ Green/Blue	6.2W	0.6kg
SKH-200EA-R/Y/G/B	200V AC	12V 5W	12	Red/ Amber/ Green/Blue	6.5W	0.6kg

Bulb shape...Halogen bulb cap BA15S

Bulb No.	Model Number
9	D01201003A-F1
10	D02401003A-F1
12	D01200503A-F1

* Stock for some light bulbs may be limited as products become discontinued. We ask for your understanding in this regard.

Optional Parts

For details refer to P. 107 to P. 112

Product Name	Model Number
Wall Mount Bracket	SZ-007

Audible Alarm

BM

- Φ30 mm**
- Indoor/Outdoor Use**
- Upright/Sideways/Inverted* Mounting**
- Ambient Temperature -10°C~+60°C**
- 2 Inputs**
- 75-90dB**
- 2 Buzzer Sounds**

* Indoor Only

- CE (24V DC)**
- UKCA**
- RoHS 10**
- IP30**
- IP34 (D type only)**

Wall-mounted (D type)



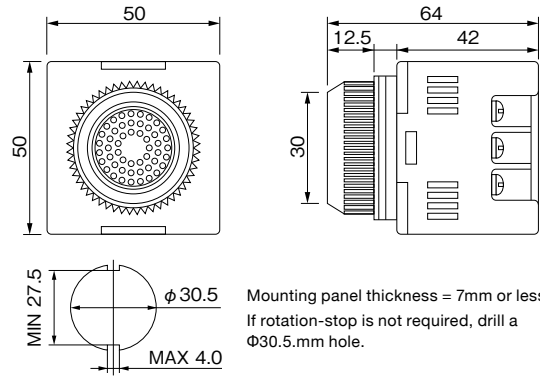
Model Number Configuration

BM-220D

① ②

- ① Rated Voltage
202 = 24V AC/DC
210 = 100V AC
220 = 220V AC
- ② Specification
None = Standard Type
H = High Volume Type
D = Drip-proof Type

Dimensions (mm)



Product List

Model Number	Rated Voltage	Specifications	Power Consumption	Mass
BM-202	24V AC/DC	Standard	0.4W	0.12kg
BM-210	100V AC	Standard	2.5W	0.12kg
BM-220	220V AC	Standard	3.5W	0.12kg
BM-202H	24V AC/DC	High Volume Type	0.4W	0.13kg
BM-210H	100V AC	High Volume Type	2.5W	0.13kg
BM-220H	220V AC	High Volume Type	3.5W	0.14kg
BM-202D	24V AC/DC	Drip-proof Type	0.4W	0.14kg
BM-210D	100V AC	Drip-proof Type	2.5W	0.15kg
BM-220D	220V AC	Drip-proof Type	3.5W	0.15kg

Sound Specifications

Alarm Sound	Rapid Hi-Lo (CH1), Stutter (CH2)
Volume Control	Not adjustable

Slim MP3 Voice Annunciator

BSV/BSV-L

BSV/BSV-L

- 75 mm**
- Indoor/Outdoor Use**
- Upright/Sideways/Inverted* Mounting**
- Ambient Temperature -10°C~+50°C**
- bit / binary 4/15 Inputs**
- 87dB**
- Playback Length 63 seconds**
- Playback Length 520 seconds (BSV-L)**

* Indoor Only

- CE / RoHS10**
- UKCA**
- UL**
- FCC**
- IP54 (Panel Mounting)**



Model Number Configuration

BSV-24NLM-W

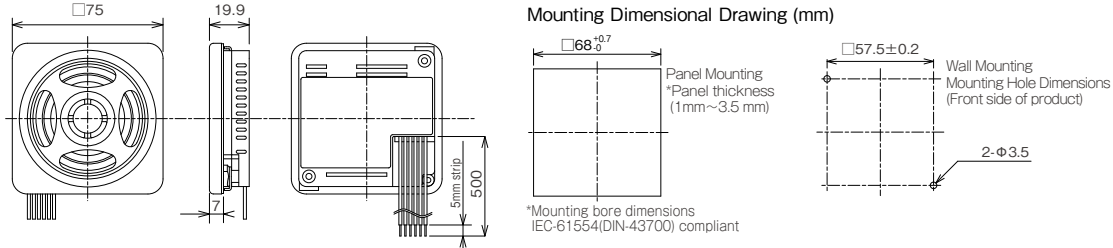
- ①
- ②
- ③
- ④

① Supported Transistors N = NPN P = PNP	② Recording Time L = 520 seconds None = 63 seconds	③ Pre-recorded Message None = None (15 built-in sounds)	④ Cover Color W = Off-white D = Dark Gray S = Silver
---	--	--	---



IO-Link / LAN
USB / PoE
Wireless
Signal Tower
Beacon
Audible Alarms and MP3 Voice Annunciators

Dimensions (mm)



Hybrid Signaling Devices
LED Illumination

Product List

Model Number	Rated Voltage	Supported Transistors	Recording Time	Pre-recorded Message	Cover Color	Power Consumption	Mass
BSV-24N(L)-W/D/S	12 - 24V DC	NPN	63 seconds/520 seconds	None	Off-white, Dark Gray, Silver	3.5W	0.1kg
BSV-24P(L)-W/D/S	12 - 24V DC	PNP	63 seconds/520 seconds	None	Off-white, Dark Gray, Silver	3.5W	0.1kg
BSV-24N(L)M-W/D/S	12 - 24V DC	NPN	63 seconds/520 seconds	Yes	Off-white, Dark Gray, Silver	3.5W	0.1kg
BSV-24P(L)M-W/D/S	12 - 24V DC	PNP	63 seconds/520 seconds	Yes	Off-white, Dark Gray, Silver	3.5W	0.1kg

Optional Parts

Sound Specifications

Volume Control	Rotating knob
Sound File Format	MP3 (Bit rate: 32 kbps, 64kbps)

Optional Parts

For details refer to P. 107 to P. 112

Product Name	Model Number
SD Card (2GB)	SDV-2GP

Alarm Sound Selection Chart

- Maximum 15-message playback (BSV-M type)**
- 15 built-in standard alarm sounds (BSV type)**
Contains 15 standard alarm sounds.

No.1 Chime	No.2 Beep	No.3 Stutter	No.4 Bell	No.5 Yelp
No.6 Rapid Hi-Lo	No.7 Melody Chime	No.8 Synthesized Piano	No.9 Synthesized Bell	No.10 Stutter & Bell
No.11 Synthesized Melody	No.12 Call Sign	No.13 Inverted Reveille x3	No.14 Galactic Motor	No.15 Two Tone

Operation Modes

Modes			
A	Bit input and normal playback	C	Bit input and hold playback
E	Binary input and normal playback	G	Binary input and hold playback
B	Playback prioritizing bit input and subsequent input	D	Bit input and memory playback
F	Playback prioritizing binary input and subsequent input	H	Binary input and memory playback

Note:
 1. Changing or adding messages will delete all standard alarms and MP3 data in the main unit's memory. 2. Changing operation modes requires an SD card (SDV-2GP, sold separately).
 3. Operation is not guaranteed when using other types of SD cards. 4. Change input mode to binary in order to access all 15 sounds.

Audible Alarm for Panel Mounting

BD-A

80 mm	Indoor/Outdoor Use	Upright/Sideways/Inverted Mounting	Ambient Temperature -20°C~+55°C	4 Inputs	90dB	32 Alarm Sounds
CE (DC Type)	UKCA (DC Type)	RoHS 10	UL (DC Type)	FCC	IP54	



-J (Light gray)

-K (Dark gray)

Model Number Configuration

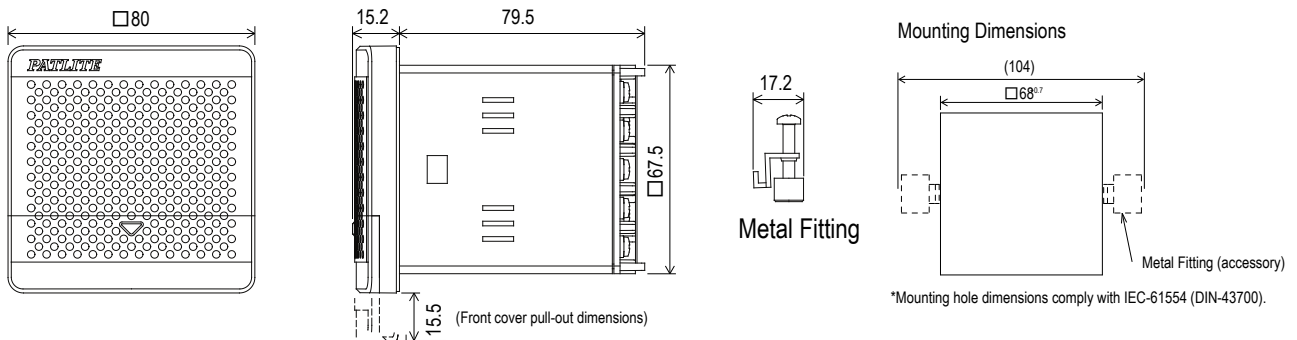
BD-24AA-J



① Rated Voltage 24 = 12 - 24V DC 100 = 100/220V AC	② Alarm Type* A = Type A C = Type C D = Type D E = Type E	③ Body Color - Front J = Light Gray K = Dark Gray
--	---	---

* Please refer to the Sound Selection Chart on page 97 for alarm details.

Dimensions (mm)



Product List

Model Number	Rated Voltage	Alarm Type	Body Color - Front	Power Consumption	Mass
BD-24A □ -J/K	12 - 24V DC	A/C/D/E	Light Gray, Dark Gray	4.0W	0.16kg
BD-100A □ -J/K	100/220V AC	A/C/D/E	Light Gray, Dark Gray	5.0W	0.18kg

Other Specifications

Supported Transistors	NPN
Volume Control	Rotating knob

Optional Parts

For details refer to P. 107 to P. 112

Product Name	Model Number
SD Card (2GB)	SDV-2GP

MP3 Voice Annunciator for Panel Mounting

BDV



- 80 mm
- Indoor/Outdoor Use
- Upright/Sideways/Inverted Mounting*
- Ambient Temperature -10°C~+50°C
- bit / binary 4/15 Inputs
- 87dB
- Playback Length 63.5 seconds
- CE (DC Type)
- UKCA (DC Type)
- RoHS 10
- IP54

* Indoors for sideways and inverted directions.



-J (Light gray)

-K (Dark gray)

BDV

IO-Link / LAN
USB / PoE
Wireless

Signal Tower

Beacon

Audible Alarms
and MP3 Voice
Annunciators

Hybrid Signaling
Devices

LED Illumination

Optional Parts

Model Number Configuration

BDV-15JF-J

① ②

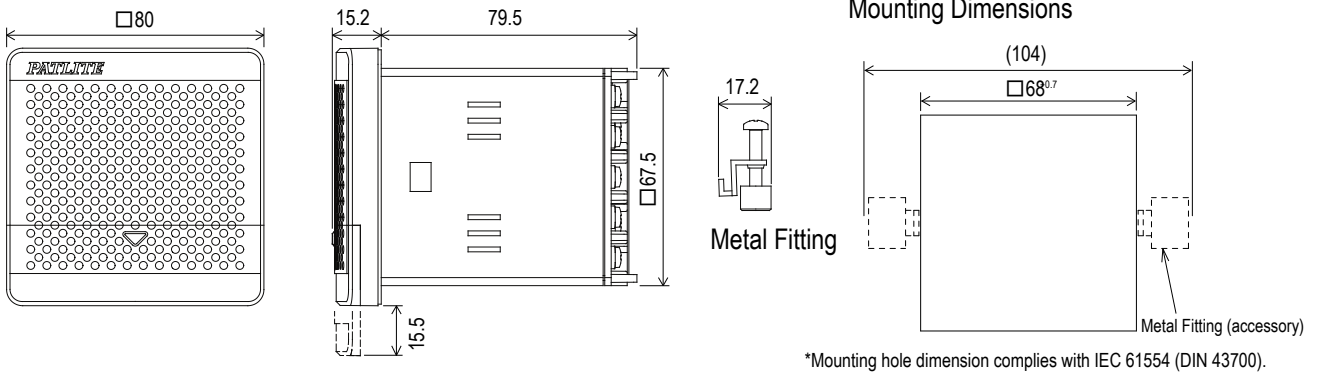
- ① Rated Voltage
J = 12 - 24V DC
K = 100 / 220V AC
- ② Body Color - Front
J = Light Gray
K = Dark Gray

Optional Parts

For details refer to P. 107 to P. 112

Product Name	Model Number
SD Card (2GB)	SDV-2GP

Dimensions (mm)



Product List

Model Number	Rated Voltage	Body Color - Front	Power Consumption	Mass
BDV-15JF-J/K	12 - 24V DC	Light Gray, Dark Gray	4W	0.22kg
BDV-15KF-J/K	100 / 220V AC	Light Gray, Dark Gray	5W	0.34kg

Other Specifications

Supported Transistors	NPN
Sound File Format	MP3 data (Bit rate: 64 kbps/Sample rate: 44.1kHz)

Audible Alarm for Panel Mounting

BK

- 120**
mm
- Indoor/Outdoor Use**
- Upright/Sideways/Inverted* Mounting**
- Ambient Temperature -20°C~+50°C**
- bit/binary 8/32 Inputs**
- 95dB**
- 32 Alarm Sounds**

* Indoor Only

- CE**
(DC Type)
- UKCA**
(DC Type)
- RoHS 10**
- IP54**



-J (Light gray)



-K (Dark gray)

Model Number Configuration

BK-24A-J

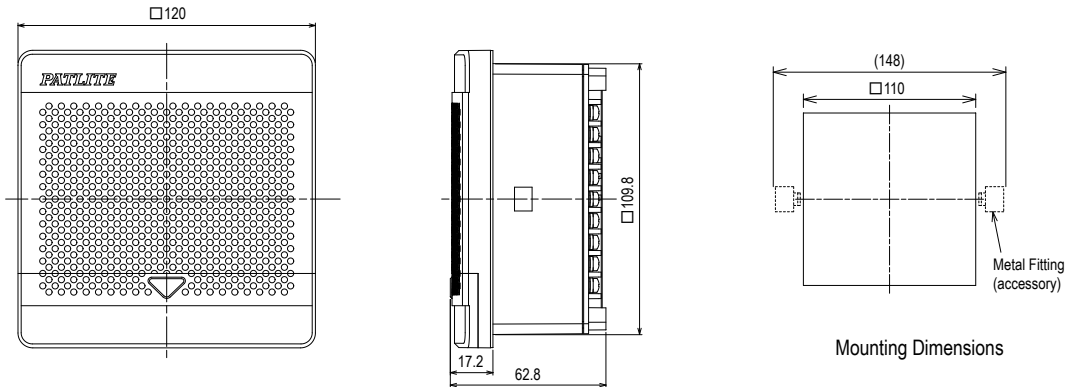
①
②
③

- | | | |
|---|---|---|
| ① Rated Voltage
24 = 12 - 24V DC
100 = 100V AC
220 = 220V AC | ② Alarm Type*
A = Type A
C = Type C
D = Type D
E = Type E | ③ Colors
J = Light Gray
K = Dark Gray |
|---|---|---|

The following custom specifications are available.
● PNP open collector specifications

* Please refer to the Sound Selection Chart on page 97 for alarm details.

Dimensions (mm)



Product List

Model Number	Rated Voltage	Alarm Type	Color	Power Consumption	Mass
BK-24 □ -J/K	12 - 24V DC	A/C/D/E	Light Gray, Dark Gray	12W	0.35kg
BK-100 □ -J/K	100V AC	A/C/D/E	Light Gray, Dark Gray	10W	0.53kg
BK-220 □ -J/K	220V AC	A/C/D/E	Light Gray, Dark Gray	11W	0.53kg

Other Specifications

Supported Transistors	NPN
Volume Control	Rotating knob

Optional Parts

For details refer to P. 107 to P. 112

Product Name	Model Number
Mounting Bracket	BK-001 (2 fixed seals attached)
Mounting Bracket	BK-002-J
Mounting Bracket	BK-002-K
SD Card (2GB)	SDV-2GP

* BK-001 can be used to install the product with □130mm mounting holes from older models.

MP3 Voice Annunciator for Panel Mounting

BKV



- 120 mm**
 - Indoor/Outdoor Use**
 - Upright/Sideways/Inverted* Mounting**
 - Ambient Temperature -10°C~+50°C**
 - bit/binary 5/31 Inputs**
 - 95dB**
 - Playback Length 63 seconds**
 - CE (DC Type)**
 - UKCA (DC Type)**
 - RoHS 10**
 - IP54**
- * Indoor Only



BKV

IO-Link/LAN
USB/PoE
Wireless

Signal Tower

Beacon

Audible Alarms
and MP3 Voice
Annunciators

Hybrid Signaling
Devices

LED Illumination

Optional Parts

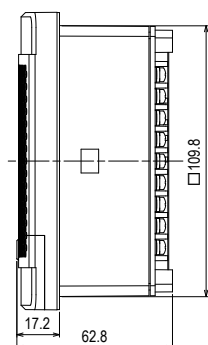
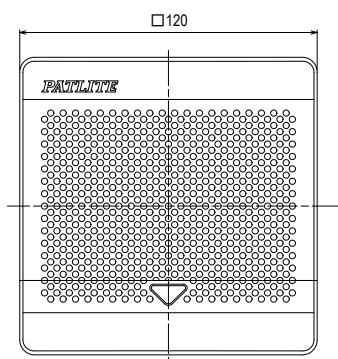
Model Number Configuration

BKV-31JF-J

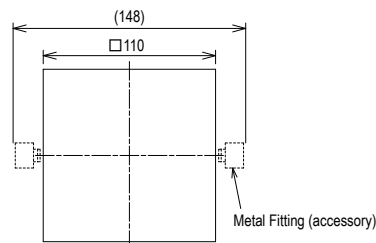
① ②

- ① Rated Voltage
J = 12 - 24V DC
K = 100V AC
Q = 220V AC
- ② Colors
J = Light Gray
K = Dark Gray

Dimensions (mm)



Mounting Dimensions



Product List

Model Number	Rated Voltage	Color	Power Consumption	Mass
BKV-31JF-J/K	12-24V DC	Light Gray, Dark Gray	9W	0.35kg
BKV-31KF-J/K	100V AC	Light Gray, Dark Gray	10W	0.53kg
BKV-31QF-J/K	220V AC	Light Gray, Dark Gray	10W	0.53kg

Other Specifications

Supported Transistors	NPN
Volume Control	Rotating knob
Sound file	MP3 (Bit rate: 64 kbps/Sample rate: 44.1kHz)

Optional Parts

For details refer to P. 107 to P. 112

Product Name	Model Number
Mounting Bracket	BK-001 (2 fixed seals attached)
Mounting Bracket	BK-002-J
Mounting Bracket	BK-002-K
SD Card (2GB)	SDV-2GP

Audible Alarm Horn

EHS



Indoor/Outdoor Use	Upright/Sideways/Inverted Mounting	Ambient Temperature -20°C~+50°C	bit/binary 8/32 Inputs	110dB	32 Alarm Sounds
CE (DC Type)	UKCA (DC Type)	RoHS 10	UL	FCC	KC
				IP65	

Model Number Configuration

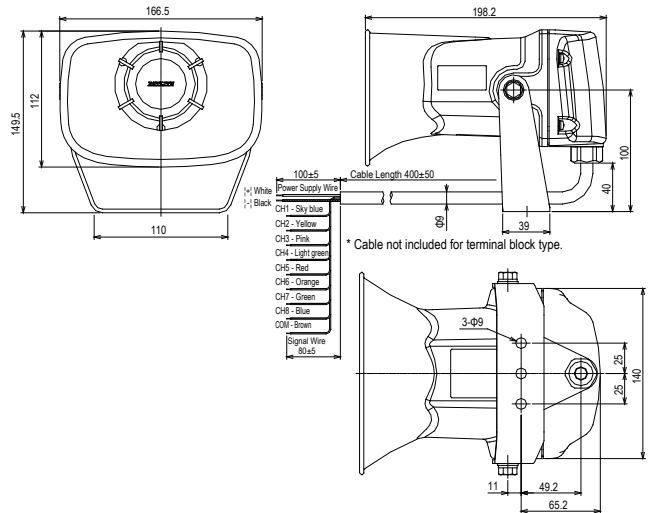
EHS-M1HA



① Rated Voltage M1 = 12 - 24V DC M2 = 100 - 240V AC M3 = 12 - 48V DC Note: M3 Specifications · H: Cable type only · Mountable in vehicle	② Wiring Method H = Cable T = Terminal Block	③ Alarm Type* A = Type A C = Type C D = Type D E = Type E
--	--	---

* Please refer to the Sound Selection Chart on page 97 for alarm details.

Dimensions (mm)



Product List

Model Number	Rated Voltage	Wiring Method	Alarm Type	Power Consumption	Mass
EHS-M1H □	12 - 24V DC	Cable	A/C/D/E	7.6W	1.25kg
EHS-M1T □	12 - 24V DC	Terminal Block	A/C/D/E	7.6W	1.25kg
EHS-M2H □	100V - 240V AC	Cable	A/C/D/E	7.3W	1.25kg
EHS-M2T □	100V - 240V AC	Terminal Block	A/C/D/E	7.3W	1.25kg
EHS-M3H □	12 - 48V DC	Cable	A/C/D/E	5.5W	1.25kg

Other Specifications

Supported Transistors	M1:NPN/PNP M2/M3:NPN
Volume Control	Rotating knob

Optional Parts

For details refer to P. 107 to P. 112

Product Name	Model Number
SD Card (2GB)	SDV-2GP

MP3 Voice Annunciator Horn

EHV



- Indoor/Outdoor Use
- Upright/Sideways/Inverted Mounting
- Ambient Temperature -20°C~+50°C
- bit / binary 8/63 Inputs
- 110dB
- 63 Alarm Sounds
- Playback Length 220 seconds

*MP3 is 105dB

- CE (DC Type)
- UKCA (DC Type)
- RoHS 10
- UL (Excluding M3)
- FCC (Excluding M3)
- KC (Excluding M3)
- IP65



Note: Sound reduction feature can be specified at the time of order or by using Patlite's Playlist Editor 2.

Model Number Configuration

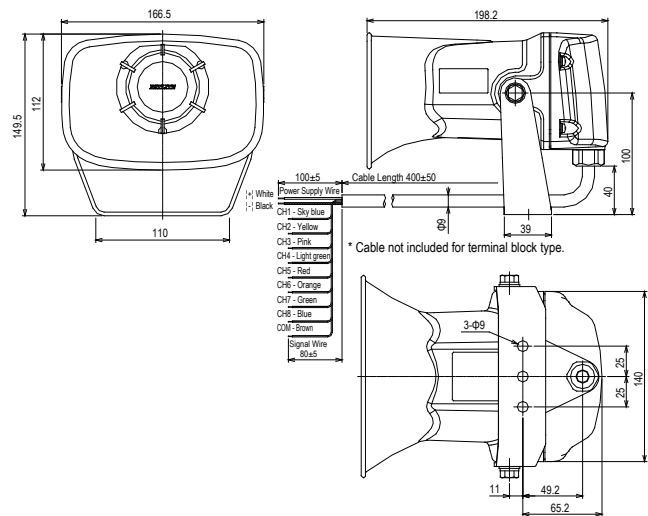
EHV-M1HF

- ①
- ②
- ③

- | | | |
|--|--|---|
| ① Rated Voltage
M1 = 12 - 24V DC
M2 = 100 - 240V AC
M3 = 12 - 48V DC
Note: M3 Specifications
· H: Cable type only
· Mountable in vehicle | ② Wiring Method
H = Cable
T = Terminal Block | ③ Alarm Type*
F = Type F
G = Type G |
|--|--|---|

* Please refer to the Sound Selection Chart on page 97 for alarm details.

Dimensions (mm)



Product List

Model Number	Rated Voltage	Wiring Method	Alarm Type	Pre-recorded Message	Power Consumption	Mass
EHV-M1H □	12 - 24V DC	Cable	F/G	None	8.0W	1.25kg
EHV-M1T □	12 - 24V DC	Terminal Block	F/G	None	8.0W	1.25kg
EHV-M2H □	100~240V AC	Cable	F/G	None	7.9W	1.25kg
EHV-M2T □	100~240V AC	Terminal Block	F/G	None	7.9W	1.25kg
EHV-M1H □ M	12 - 24V DC	Cable	F/G	Yes	8.0W	1.25kg
EHV-M1T □ M	12 - 24V DC	Terminal Block	F/G	Yes	8.0W	1.25kg
EHV-M2H □ M	100~240V AC	Cable	F/G	Yes	7.9W	1.25kg
EHV-M2T □ M	100~240V AC	Terminal Block	F/G	Yes	7.9W	1.25kg
EHV-M3H □	12-48V DC	Cable	F/G	None	6.1W	1.25kg
EHV-M3H □ M	12-48V DC	Cable	F/G	Yes	6.1W	1.25kg

Other Specifications

Supported Transistors (NPN / PNP)	M1: NPN/PNP, M2/M3: NPN
Volume Control	Rotating knob or by program (-10 dB, -20 dB, -30 dB)
Sound File Format	MP3 data (Bit rate: 32 kbps, 64 kbps, 128 kbps/Sample rate: 44.1kHz)

Optional Parts

For details refer to P. 107 to P. 112

Product Name	Model Number
SD Card (2GB)	SDV-2GP

MP3 File Playback Circuit Board

FV-127JP



Ambient Temperature
-10°C~+50°C

bit / binary
7/127
Inputs

Playback Length
8 min

Playback Length
240 min
(with SD card)

RoHS
10



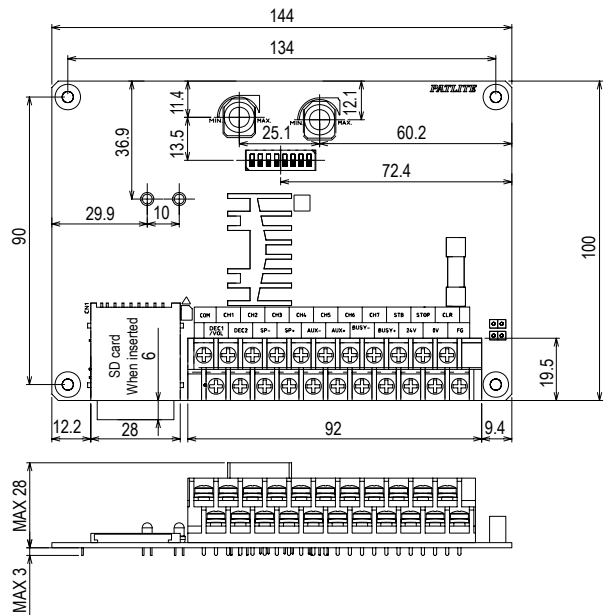
Model Number Configuration

FV-127JP

① ② ③

① Maximum Number of Messages ② Rated Voltage ③
127 = 127 messages J = 24V DC P = Printed circuit board type

Dimensions (mm)



Product List

Model Number	Rated Voltage	Power Consumption	Mass
FV-127JP	24V DC	15W	0.16kg

Other Specifications

Supported Transistors	NPN
Volume Control	Rotating knob
Sound File Format	MP3 data (Bit rate: 32 k bps, 64kbps, 128 kbps/Sample rate: 44.1kHz)

Optional Parts

For details refer to P. 107 to P. 112

Product Name	Model Number
Speaker (2W 8Ω)	SPB-2E-W
Speaker (5W 8Ω)	SPB-5E
Speaker (5W 8Ω)	SPW-5E
Speaker (5W 8Ω)	SPL-5E
Horn Speaker (10W, 8Ω)	SPH-10EA
SD Card (2GB)	SDV-2GP

IO-Link / LAN
USB / PoE
Wireless

Signal Tower

Beacon

Audible Alarms
and MP3 Voice
AnnunciatorsHybrid Signaling
Devices

LED Illumination

Optional Parts

Signal Tower with Horn/Signal Tower with MP3 Voice Annunciator Horn

LKEH-F□/FV

Φ100 mm	LED	Indoor/Outdoor Use	Upright Mounting	Ambient Temperature -10°C~+50°C	Red, Amber, Green, Blue, White	Change Number of Tiers	bit / binary 8/32 Inputs <small>F□ model</small>	bit / binary 5/31 Inputs <small>FV model</small>
60 Flashes per Minute	105dB	32 Alarm Sounds <small>F□ model</small>	Playback Length 63 seconds <small>FV model</small>	CE (DC Type)	UKCA (DC Type)	RoHS 10	UL (UL in part no.)	IP53



Model Number Configuration

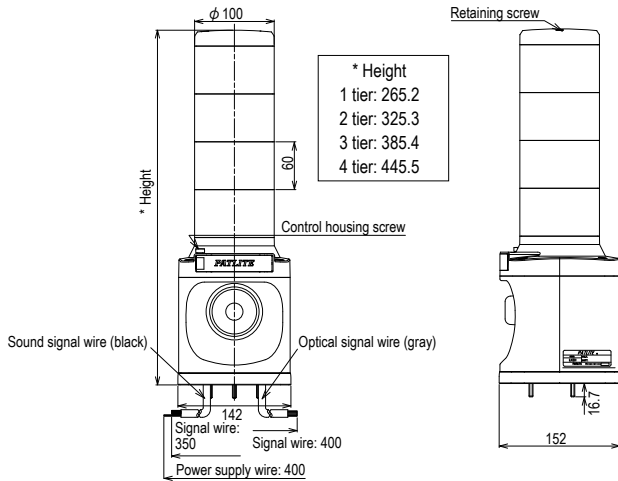
LKEH-402FAUL-RYGB

① ② ③ ④ ⑤

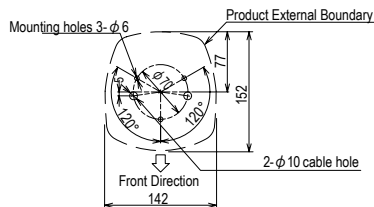
① Number of Tiers 1 = 1 tier 2 = 2 tiers 3 = 3 tiers 4 = 4 tiers	② Rated Voltage 02 = 24V DC 10 = 100V AC 20 = 220V AC	③ Alarm Type* A = Type A C = Type C D = Type D E = Type E V = MP3 Sound File	④ Conformity Standards None = Standard model UL = UL model	⑤ Luminous Color R = Red B = Blue Y = Amber C = White G = Green From top to bottom
--	--	---	--	---

* Please refer to the Sound Selection Chart on page 97 for alarm details.

Dimensions (mm)



Installation Dimension Drawings



Other Specifications

Supported Transistors	NPN (custom order: PNP)
Volume Control	Rotating knob
Sound File Format (FV model only)	MP3 data (bit rate: 64 kbps / sample rate: 44.1 kHz)

Optional Parts

For details refer to P. 107 to P. 112

Product Name	Model Number
Wall Mount Bracket with Cover	SZ-023
Mounting Bracket	SZ-008
SD Card (2GB)	SDV-2GP

Replacement Parts

Product Name	Part Number
Red LED Unit	B72100151-1F1
Amber LED Unit	B72100151-2F1
Green LED Unit	B72100151-3F1
Blue LED Unit	B72100151-4F1
White LED Unit	B72100151-7F1
Retaining Screw for 1 tiers	B62910033-1F2
Retaining Screw for 2 tiers	B62910033-2F2
Retaining Screw for 3 tiers	B62910033-3F2
Retaining Screw for 4 tiers	B62910033-4F2

Product List

Model Number	Number of Tiers	Rated Voltage	Alarm Type	UL Certified	Luminous Color	Power Consumption	Mass
LKEH-102F □ -R/Y/G/B/C	1	24V DC	A/C/D/E	-	Red / Amber / Green / Blue / White	10.6W	1.4kg
LKEH-110F □ -R/Y/G/B/C	1	100V AC	A/C/D/E	-	Red / Amber / Green / Blue / White	17W	2.1kg
LKEH-120F □ -R/Y/G/B/C	1	220V AC	A/C/D/E	-	Red / Amber / Green / Blue / White	17W	2.1kg
LKEH-202F □ -RY/RG	2	24V DC	A/C/D/E	-	Red, Amber / Red, Green	12.4W	1.6kg
LKEH-210F □ -RY/RG	2	100V AC	A/C/D/E	-	Red, Amber / Red, Green	20W	2.3kg
LKEH-220F □ -RY/RG	2	220V AC	A/C/D/E	-	Red, Amber / Red, Green	20W	2.3kg
LKEH-302F □ -RYG	3	24V DC	A/C/D/E	-	Red, Amber, Green	14.2W	1.8kg
LKEH-310F □ -RYG	3	100V AC	A/C/D/E	-	Red, Amber, Green	23W	2.5kg
LKEH-320F □ -RYG	3	220V AC	A/C/D/E	-	Red, Amber, Green	23W	2.5kg
LKEH-402F □ -RYGB	4	24V DC	A/C/D/E	-	Red, Amber, Green, Blue	16W	2.0kg
LKEH-410F □ -RYGB	4	100V AC	A/C/D/E	-	Red, Amber, Green, Blue	26W	2.7kg
LKEH-420F □ -RYGB	4	220V AC	A/C/D/E	-	Red, Amber, Green, Blue	26W	2.7kg
LKEH-102F □ UL-R/Y/G/B/C	1	24V DC	A/C/D/E	✓	Red / Amber / Green / Blue / White	10.6W	1.4kg
LKEH-202F □ UL-RY/RG	2	24V DC	A/C/D/E	✓	Red, Amber / Red, Green	12.4W	1.6kg
LKEH-302F □ UL-RYG	3	24V DC	A/C/D/E	✓	Red, Amber, Green	14.2W	1.8kg
LKEH-402F □ UL-RYGB	4	24V DC	A/C/D/E	✓	Red, Amber, Green, Blue	16W	2.0kg
LKEH-102FV-R/Y/G/B/C	1	24V DC	-	-	Red / Amber / Green / Blue / White	10.6W	1.4kg
LKEH-110FV-R/Y/G/B/C	1	100V AC	-	-	Red / Amber / Green / Blue / White	17W	2.1kg
LKEH-120FV-R/Y/G/B/C	1	220V AC	-	-	Red / Amber / Green / Blue / White	17W	2.1kg
LKEH-202FV-RY/RG	2	24V DC	-	-	Red, Amber / Red, Green	12.4W	1.6kg
LKEH-210FV-RY/RG	2	100V AC	-	-	Red, Amber / Red, Green	20W	2.3kg
LKEH-220FV-RY/RG	2	220V AC	-	-	Red, Amber / Red, Green	20W	2.3kg
LKEH-302FV-RYG	3	24V DC	-	-	Red, Amber, Green	14.2W	1.8kg
LKEH-310FV-RYG	3	100V AC	-	-	Red, Amber, Green	23W	2.5kg
LKEH-320FV-RYG	3	220V AC	-	-	Red, Amber, Green	23W	2.5kg
LKEH-402FV-RYGB	4	24V DC	-	-	Red, Amber, Green, Blue	16W	2.0kg
LKEH-410FV-RYGB	4	100V AC	-	-	Red, Amber, Green, Blue	26W	2.7kg
LKEH-420FV-RYGB	4	220V AC	-	-	Red, Amber, Green, Blue	26W	2.7kg
LKEH-102FVUL-R/Y/G/B/C	1	24V DC	-	✓	Red / Amber / Green / Blue / White	10.6W	1.4kg
LKEH-202FVUL-RY/RG	2	24V DC	-	✓	Red, Amber / Red, Green	12.4W	1.6kg
LKEH-302FVUL-RYG	3	24V DC	-	✓	Red, Amber, Green	14.2W	1.8kg
LKEH-402FVUL-RYGB	4	24V DC	-	✓	Red, Amber, Green, Blue	16W	2.0kg

Notes:

1. Sounds may not start simultaneously when using multiple units.
2. This product is not recommended for vehicle use.

Rotating Beacon with Audible Alarm Horn

RT

- Φ162 mm**
- Indoor/Outdoor Use**
- Upright Mounting**
- Ambient Temperature -20°C~+50°C**
- Red, Amber, Green, Blue**
- bit/binary 8/32 Inputs**
- 115/105/95 Flashes per Minute**
- 105dB**
- 32 Alarm Sounds**
- IP23**



Model Number Configuration

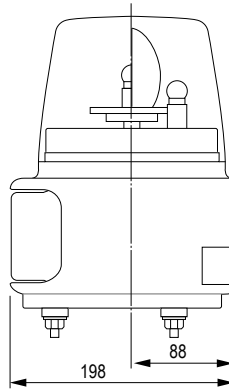
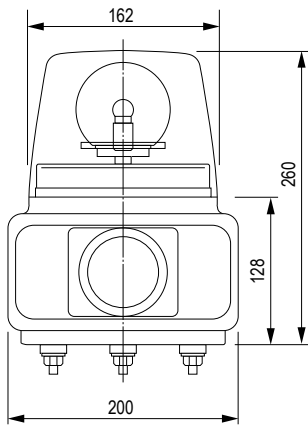
RT-24A-R

① ② ③

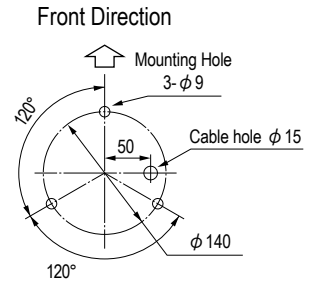
① Rated Voltage 24 = 24V DC 100 = 100V AC 200 = 200V AC	② Alarm Type* A = Type A C = Type C D = Type D E = Type E	③ Colors R = Red Y = Amber G = Green B = Blue
--	---	---

* Please refer to the Sound Selection Chart on page 97 for alarm details.

Dimensions (mm)



Installation Dimension Drawings



Product List

Model Number	Rated Voltage	Bulb No.	Alarm Type	Color	Power Consumption	Mass
RT-24 □ -R/Y/G/B	24V DC	55	A/C/D/E	Red / Amber / Green / Blue	24W	2.0kg
RT-100 □ -R/Y/G/B	100V AC	54	A/C/D/E	Red / Amber / Green / Blue	32W	2.5kg
RT-200 □ -R/Y/G/B	200V AC	54	A/C/D/E	Red / Amber / Green / Blue	30W	2.5kg

Bulb No.	Model Number
54	D01201503-F1
55	D02402003-F1

* Light bulbs come in packs of 10.
* Stock for some light bulbs may be limited as products become discontinued. We ask for your understanding in this regard.

Other Specifications

Supported Transistors	NPN
Volume Control	Rotating knob

Optional Parts

For details refer to P. 107 to P. 112

Product Name	Model Number
Wall Mount Bracket with Cover	SZ-023
Wall Mount Bracket	SZ-008

Rotating Beacon with MP3 Voice Annunciator Horn

RT-VF



- Φ162 mm
- Indoor/Outdoor Use
- Upright Mounting
- Ambient Temperature -10°C~+50°C
- Red, Amber, Green, Blue
- bit / binary 4/15 Inputs
- Motorized Rotation
- 105dB
- Playback Length 63 seconds
- UL (UL in part no.)
- IP23



LAN / USB / PoE / Wireless

Signal Tower

Beacons

Cube Tower

Audible Alarms and MP3 Voice Annunciators

Hybrid Signaling Devices

LED Illumination

Explosion Proof

Option

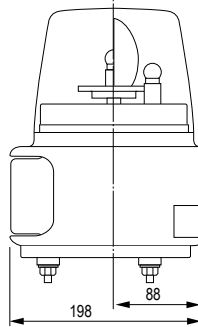
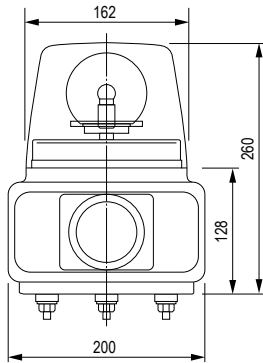
Model Number Configuration

RT-24VFUL-R

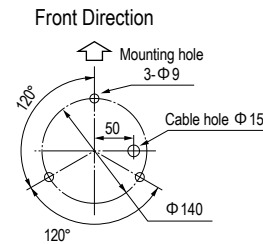
① ② ③

- ① Rated Voltage
24 = 24V DC (RT-VF/RT-VFUL type)
100 = 100V AC (RT-VF type)
200 = 200V AC (RT-VF type)
- ② Sound Specifications
VF = MP3 sound file
VFUL = MP3 sound file (UL certified)
- ③ Luminous Color
R = Red
Y = Amber
G = Green
B = Blue

Dimensions (mm)



Installation Dimension Drawings



Product List

Model Number	Rated Voltage	Bulb No.	UL Certified	Color	Power Consumption	Mass
RT-24VF-R/Y/G/B	24V DC	55	-	Red / Amber / Green / Blue	24W	2.0kg
RT-100VF-R/Y/G/B	100V AC	54	-	Red / Amber / Green / Blue	32W	2.4kg
RT-200VF-R/Y/G/B	200V AC	54	-	Red / Amber / Green / Blue	30W	2.4kg
RT-24VFUL-R/Y/G/B	24V DC	55	✓	Red / Amber / Green / Blue	24W	2.0kg

Other Specifications

Supported Transistors	NPN
Volume Control	Rotating knob
Sound File Format	MP3 data (bit rate: 64 kbps / sample rate: 44.1 kHz)

Optional Parts

For details refer to P. 107 to P. 112

Product Name	Model Number
Wall Mount Bracket with Cover	SZ-023
Wall Mount Bracket	SZ-008
SD Card (2GB)	SDV-2GP

* A separate quotation is required for SD cards with custom messages pre-recorded.

Bulb No.	Model Number
54	D01201503-F1
55	D02402003-F1

* Light bulbs come in packs of 10.
* Stock for some light bulbs may be limited as products become discontinued. We ask for your understanding in this regard.

Rotating Beacon with Audible Alarm

RFT

- Φ100 mm**
- LED**
- Indoor/Outdoor Use**
- Upright/Sideways/Inverted* Mounting**
- Ambient Temperature -10°C~+50°C**
- Red, Amber, Green, Blue**
- 8/32 Inputs**
- 115 Flashes per Minute**
- 90dB**
- 32 Alarm Sounds**
- CE (DC Type)**
- UKCA (DC Type)**
- RoHS 10**
- IP54**

* Indoor Only



Model Number Configuration

RFT-100A-R

① ② ③

- | | | |
|--|---|---|
| ① Rated Voltage
24 = 24V DC
100 = 100V AC
220 = 220V AC | ② Sound Type*
A = Type A
C = Type C
D = Type D
E = Type E | ③ Colors
R = Red
Y = Amber
G = Green
B = Blue |
|--|---|---|

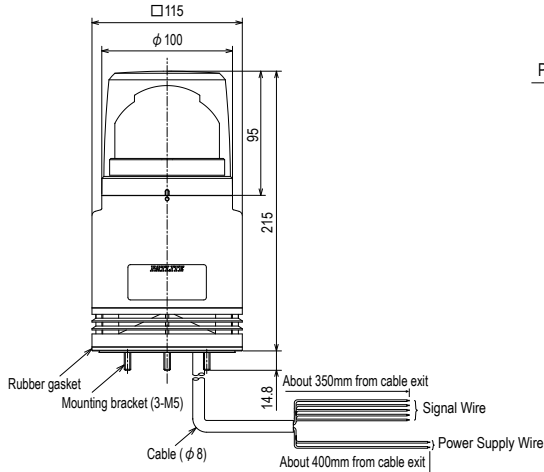
* Please refer to the Sound Selection Chart on page 97 for alarm details.

Optional Parts

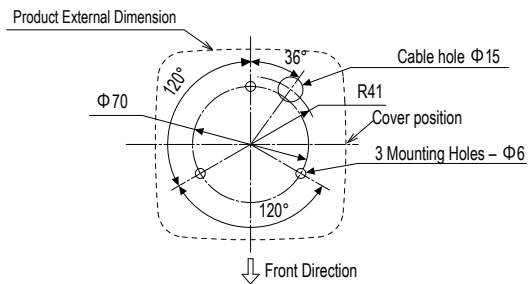
For details refer to P. 107 to P. 112

Product Name	Model Number
Wall Mount Bracket	RF-001
Ceiling Mount Bracket	RF-002
SD Card (2GB)	SDV-2GP

Dimensions (mm)



Installation Dimension Drawings



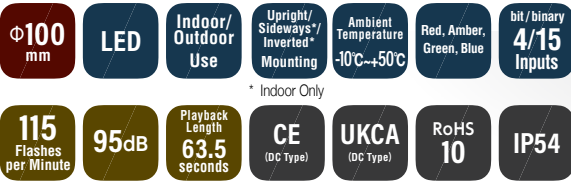
Product List

Model Number	Rated Voltage	Alarm Type	Luminous Color	Power Consumption	Mass
RFT-24□-R/Y/G/B	24V DC	A/C/D/E	Red / Amber / Green / Blue	12W	1.0kg
RFT-100□-R/Y/G/B	100V AC	A/C/D/E	Red / Amber / Green / Blue	13W	1.2kg
RFT-220□-R/Y/G/B	220V AC	A/C/D/E	Red / Amber / Green / Blue	13W	1.2kg

Other Specifications

Supported Transistors	NPN
Volume Control	Rotating knob

Rotating Beacon with MP3 Voice Annunciator

RFV**Model Number Configuration****RFV-100F-R**

① ②

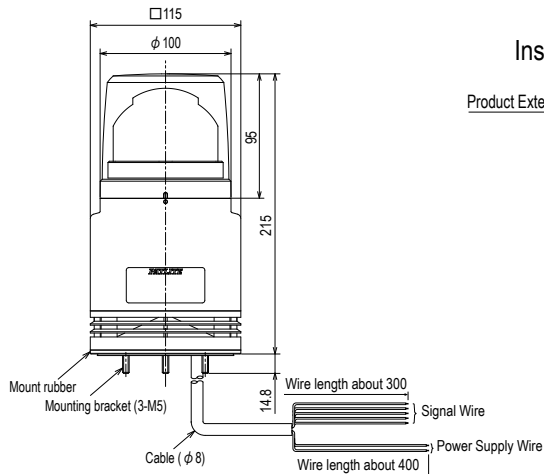
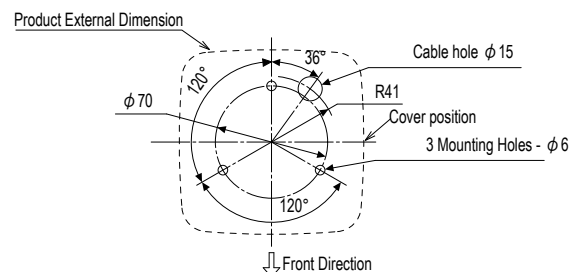
① Rated Voltage
24 = 24V DC
100 = 100V AC
220 = 220V AC

② Color
R = Red
Y = Amber
G = Green
B = Blue

Optional Parts

For details refer to P. 107 to P. 112

Product Name	Model Number
Wall Mount Bracket	RF-001
Ceiling Mount Bracket	RF-002
SD Card (2GB)	SDV-2GP

Dimensions (mm)**Installation Dimension Drawings****Product List**

Model Number	Rated Voltage	Color	Power Consumption	Mass
RFV-24F-R/Y/G/B	24V DC	Red / Amber / Green / Blue	18W	1.0kg
RFV-100F-R/Y/G/B	100V AC	Red / Amber / Green / Blue	16W	1.2kg
RFV-220F-R/Y/G/B	220V AC	Red / Amber / Green / Blue	16W	1.2kg

Other Specifications

Supported Transistors	NPN
Volume Control	Rotating knob
Sound File Format	MP3 data (bit rate: 64 kbps / sample rate: 44.1 kHz)

Alarm Sound Selection Chart



Type A

Beep	Stutter	Bell	Yelp
Rapid Hi-Lo	Melody Chime	Synthesized Piano	Synthesized Bell
Stutter & Bell	Synthesized Melody	Chime	Call Sign
Fur Elise	A Maiden's Prayer	Minuet in Gmjr	Annie Laurie
London bridge is falling down	Holdiridia	Mary had a little Lamb	Camptown Races
Cuckoo Song	Village Blacksmith	On the Avignon Bridge	Daydream Believer
Amarylilis	Mozart Symphony No.40	Quiet Lakeside	Mountain Musician
Spanish Romance	Katyusha	Grandfather's Clock	Ave Maria

Type C

Beep	Stutter	Bell	Yelp
Rapid Hi-Lo	Melody Chime	Synthesized Piano	Synthesized Bell
Stutter & Bell	Synthesized Melody	Chime	Call Sign
Can't take my eyes off of You	Top of the World	The Entertainer	Amazing Grace
Maiden with the flaxen hair	Aux Champs-Elysees	Canon	La-la Sunshine
Space Battleship Yamato	Oshiete	Makenai de	Theme Song
I Don't Want to Miss a Thing	Yozora no Mukou	Ai wa Katsu	Truth
Guts Daze!!	Odoru Ponpokorin	Ima sugu Kiss Me	Haru yo, Koi

Type D

Beep	Stutter	Bell	Yelp
Rapid Hi-Lo	Melody Chime	Synthesized Piano	Synthesized Bell
Runner	Mamotte Agetai	Chime	Call Sign
While listening to Olivia	September	Douyobi no Koibito	Aki no Kihai
Surf Tengoku, Ski Tengoku	Iro, White Blend	Happy Birthday	Hi Ho
I've been working on the Railroad	The Bear Song	Toys Go Cha-Cha-Cha	Konnako Irukana
Shubert's Lullaby	Rudolph the Red-nosed Reindeer	She Wore a Yellow Ribbon	My Darling Clementine
Yellow Rose of Texas	Yankee Doodle	When the Saints Go Marching In	Londonderry Air

Type E

Beep	Stutter	Bell	Yelp
Rapid Hi-Lo	Melody Chime	Synthesized Piano	Synthesized Bell
Stutter & Bell	Synthesized Melody	Chime	Call Sign
Bee-boh sound	Galloping Hi-Lo	Alien Chatter	Falling Crystals
Inverted Reveille x3	Galactic Motor	Ringling Phone	Two Tone
Alarm Clock	Ringling Hi-Lo	Fur Elise	Minuet in Gmjr
Annie Laurie	London bridge is falling down	Mary had a little Lamb	Camptown Races
Amarylilis	Mozart Symphony No.40	Ave Maria	Grandfather's Clock

Note: Please check our website for details on each alarm sound.

Use of Copyrighted Material

PATLITE Corporation has not applied for permission to use certain copyrighted music or songs recorded for Type-A, Type-C and Type-D melody charts outside of Japan. Therefore, please contact the local copyright association for permission before using the product in case this product is used outside of Japan. Melody chart Type-E is recommended for use outside of Japan as this playlist does not include copyrighted music or songs, and permission is not required.



Type F


Galactic Hovercraft	Game Intermission	Spring Melody	Jalopy Horn
ET Doorbell	RR-crossing	Train Whistle	Train Ride
Starting Notice Chime1	Starting Notice Chime2	Starting Notice Chime3	Ending Notice Chime1
Ending Notice Chime2	RHYTHM AND POLICE	ZANKOKUNA TENSHINO TEEZE	MAJINGAA ZETTO
HATARAKU KURUMA	NINGENTTE IINA	ROBINSON	WORLD FOOTBALL ANTHEM
BANZAI SUKIDE YOKATTA	NAMONAKI UTA	SOUSEINO AKUERION	MAMBO NO 5
The Parade of the Tin Soldiers	Turkey in the Straw	Aka tombo	Funiculi, Funicula
Furusato	Beautiful Dreamer	JOLLY HOLIDAY	Londonderry Aire
The above 31 tones & 32 type A tones are built-in			

Type G

Galactic Hovercraft	Game Intermission	Spring Melody	Jalopy Horn
ET Doorbell	RR-crossing	Starting Notice Chime1	Starting Notice Chime2
Ending Notice Chime1	Ending Notice Chime2	The Parade of the Tin Soldiers	If You're Happy and You Know it
Flea Waltz	Turkey in the Straw	The Battle Hymn of the Republic	J'ai perdu le do de ma clarinette
Can-can	Radetzky March	Funiculi, Funicula	Csikos Post
Polka Trablanka	O Vreneli	KAERUNO GASSHOU	El Condor Pasa (If I Could)
Hungarian Dance No.5	William Tell Overture	Pomp and Circumstance	Greensleeves
Nedelka	Moonlight Serenade	WAREWA UMINO KO	-
The above 31 tones & 32 EHS type E tones are built-in			

Use of Copyrighted Material

PATLITE Corporation has not applied for permission to use certain copyrighted music or songs recorded for Type-F melody charts outside of Japan. Therefore, please contact the local copyright association for permission before using the product in case this product is used outside of Japan. Melody chart Type-G is recommended for use outside of Japan as this playlist does not include copyrighted music or songs, and permission is not required.



IO-Link / LAN
USB / PoE
Wireless

Signal Tower

Beacon

Audible Alarms
and MP3 Voice
Annunciators

Hybrid Signaling
Devices

Hybrid Signaling
Devices

Optional Parts

LED Work Light

CWF

LED
Indoor Use
Mounting in All Directions
Ambient Temperature -25°C~+60°C (DC model)
Ambient Temperature -20°C~+50°C (AC model)
Daylight

CE (DC Type)
RoHS 10
UL
FCC
IP20



Model Number Configuration


CWF3S-24-CD



- ① Length
3 = 300mm*1
6 = 600mm
9 = 900mm*2
 - ② Rated Voltage / Standards
24 = 24V DC / UL, CE*3
M2U = 100-240V AC / UL
 - ③ Luminous Color
CD = Daylight
- *1. DC Type only *2. AC Type only *3. CWF [3S] [6S] type only

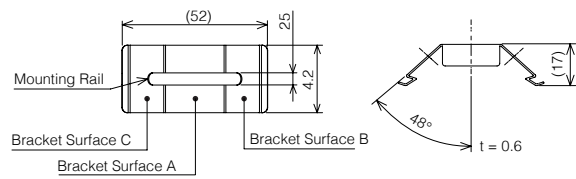
Dimensions (mm)

LED Work Light



Model Number	Dimension A	Dimension B
CWF3S-□-CD	300	260
CWF6S-□-CD	600	560
CWF9S-□-CD	900	860

CWF Standard Mounting Bracket (2 pcs)



Optional Parts

For details refer to P. 107 to P. 112

Product Name	Model Number
Swivel Bracket	CWF-001
Magnetic Mounting Bracket	CWF-002

Specifications

Description	Voltage Type	Length		
		300mm	600mm	900mm
Illuminance (@1m, center, typical)	DC	165lx	320lx	-
	AC	-	320lx	445lx

Product List

Model Number	Rated Voltage	Luminous Color	Power Consumption	Mass
CWF3S-24-CD	24V DC	Daylight	5W	0.42kg
CWF6S-24-CD	24V DC	Daylight	10W	0.57kg
CWF6S-M2U-CD	100-240V AC	Daylight	10W	0.68kg
CWF9S-M2U-CD	100-240V AC	Daylight	15W	0.84kg

CLA-A

LED	Indoor Use	Mounting in All Directions	Daylight Amber	Ambient Temperature -40°C~+60°C
CE / RoHS10	UL	IP66	IP67	IP69K



Model Number Configuration

CLA1S-24A-CD-30

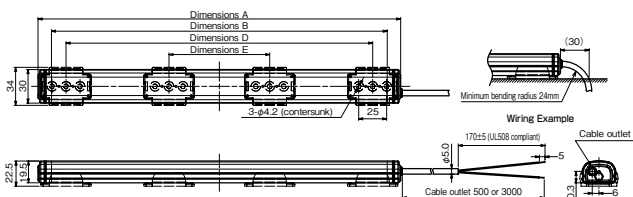
①

②

③

① Length 1 = 100 mm 2 = 200 mm 3 = 300 mm 6 = 600 mm 9 = 900 mm 12 = 1200 mm	② Luminous Color CD = Daylight Y = Amber * -Y: 300mm only	③ Cable Length None = 0.5m 30 = 3.0m
--	--	--

Dimensions (mm)



Model	Dimension A Full Length	Dimension B Length of Illuminated Area	Dimension D Recommended Mounting Pitch	Dimension E	Number of Brackets Included (SZ-310AR)
CLA1S-	124	100	74	-	2
CLA2S-	224	200	174	-	2
CLA3S-	324	300	274	-	2
CLA6S-	624	600	574	-	2
CLA9S-	924	900	874	290	4
CLA12S-	1224	1200	1174	390	4

Optional Parts

For details refer to P. 107 to P. 112

Product Name	Model Number
Rear Screw Mount Bracket (M4 screws not included)	SZ-310AR
Rear Magnetic Mount Bracket (2 included)	SZ-310ARM
Side Screw Mount Bracket (M4 screws not included)	SZ-310AS
Side Screw Mount Bracket (M4 screws not included)	SZ-310ASB (Compatible with CLB-24N series)
Stainless Steel Rear (Screw Mount Bracket)	SZ-310EU

Note: Take care to prevent the magnet (SZ-310ARM) from falling. Use screw-on type brackets for permanent installations.

Specifications

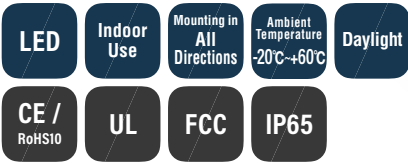
Description	Distance	Length of Illuminated Area						
		100mm	200mm	300mm (CD)	300mm (Y)	600mm	900mm	1200mm
Illuminance (Center, typical)	At 0.3m	-	-	-	-	1,425lx	1,575lx	1,600lx
	At 0.5m	140lx	270lx	400lx	220lx	650lx	810lx	890lx
	At 1.0m	35lx	70lx	105lx	60lx	200lx	280lx	340lx

Product List

Model Number	Length of Illuminated Area	Luminous Color	Rated Voltage	Cable Length	Power Consumption	Mass (0.5m Cable)	Mass (3.0m Cable)
CLA1S-24A-CD(-30)	100mm	Daylight	24V DC	0.5m / 3.0m	2.5W	0.08kg	0.165kg
CLA2S-24A-CD(-30)	200mm	Daylight	24V DC	0.5m / 3.0m	5W	0.13kg	0.215kg
CLA3S-24A-CD(-30)	300mm	Daylight	24V DC	0.5m / 3.0m	5.7W	0.18kg	0.265kg
CLA3S-24A-Y	300mm	Amber	24V DC	0.5m	5.7W	0.18kg	-
CLA6S-24A-CD(-30)	600mm	Daylight	24V DC	0.5m / 3.0m	11.6W	0.34kg	0.425kg
CLA9S-24A-CD(-30)	900mm	Daylight	24V DC	0.5m / 3.0m	17.3W	0.5kg	0.585kg
CLA12S-24A-CD(-30)	1200mm	Daylight	24V DC	0.5m / 3.0m	23W	0.66kg	0.745kg

LED Work Light

CWA



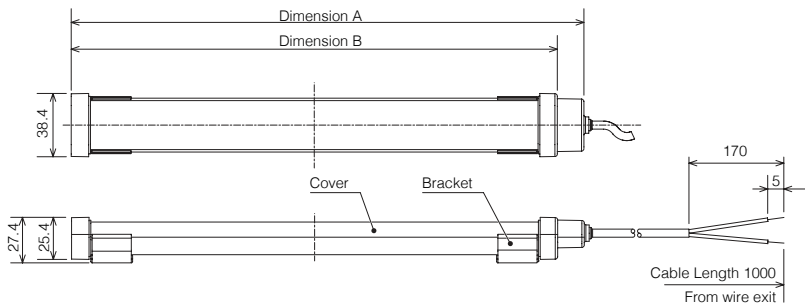
Model Number Configuration

CWA3S-24-CD

① ② ③ ④


- ① Length
3 = 300mm
6 = 600mm
9 = 900mm
- ② Wiring Type
S = Side-exiting Cable
- ③ Rated Voltage
24 = 24V DC
- ④ Luminous Color
CD = Daylight

Dimensions (mm)



Model Number	Dimension A	Dimension B
CWA3S-24-CD	315.5mm	300mm
CWA6S-24-CD	621.0mm	600mm
CWA9S-24-CD	916.5mm	900mm

Mounting Brackets



Holding Brackets



Specifications

Description	Length		
	300mm	600mm	900mm
Illuminance (@1m, center, typical)	110lx	220lx	330lx

Product List

Model Number	Rated Voltage	Luminous Color	Power Consumption	Mass
CWA3S-24-CD	24V DC	Daylight	5W	0.215kg
CWA6S-24-CD	24V DC	Daylight	10W	0.37kg
CWA9S-24-CD	24V DC	Daylight	15W	0.53kg

LED Work Light

CLK/CLK-A

- LED**
- Indoor Use**
- Mounting in All Directions**
- Ambient Temperature -40°C~+60°C**
- Daylight Natural White**
- CE / RoHS10**
- UL (AG type only)**
- IP66G**
- IP67G**
- IP69K**



Model Number Configuration

C: M12 Connector Type

CLK3C-24AG-CD

- ①
- ②
- ③

① Length 2C = 200mm, M12 Connector 3C = 300mm, M12 Connector 3CL = 300mm, Daisy Link 6C = 600mm, M12 Connector 6CL = 600mm, Daisy Link	② Material AG = Body: Aluminum Lens: Tempered Glass SG = Body: Stainless Steel Lens: Tempered Glass	③ Luminous Color CD = Daylight CN = Natural White (3C only)
---	---	---

S: Cable Type

CLK3S-24AAG-CD

- ①
- ②
- ③

① Length 2S = 200mm 3S = 300mm 6S = 600mm	② Material AG = Body: Aluminum Lens: Tempered Glass	③ Luminous Color CD = Daylight CN = Natural White (3S only)
--	---	---

Product List

Model Number	Rated Voltage	Length of Illuminated Area	Body Material	Lens	Wiring Type	Luminous Color	Power Consumption	Mass
CLK2C-24AG-CD+FL005	24V DC	200mm	Aluminum	Tempered glass	M12 connector	Daylight	8.4W	0.526kg
CLK3C-24AG-CD/CN	24V DC	300mm	Aluminum	Tempered glass	M12 connector	CD: Daylight CN: Natural white	12.5W	0.676kg
CLK3C-24SG-CD/CN	24V DC	300mm	Stainless steel	Tempered glass	M12 connector	CD: Daylight CN: Natural white	12.5W	1.490kg
CLK3CL-24AG-CD	24V DC	300mm	Aluminum	Tempered glass	M12 connector Daisy link	Daylight	12.5W	0.676kg
CLK3CL-24SG-CD	24V DC	300mm	Stainless steel	Tempered glass	M12 connector Daisy link	Daylight	12.5W	1.490kg
CLK6C-24AG-CD	24V DC	600mm	Aluminum	Tempered glass	M12 connector	Daylight	25W	1.222kg
CLK6CL-24AG-CD	24V DC	600mm	Aluminum	Tempered glass	M12 connector Daisy link	Daylight	25W	1.222kg

Product List

Model Number	Rated Voltage	Length of Illuminated Area	Body Material	Lens	Wiring Type	Luminous Color	Power Consumption	Mass
CLK2S-24AAG-CD	24V DC	200mm	Aluminum	Tempered glass	0.5m cable	Daylight	8.4W	0.526kg
CLK3S-24AAG-CD/CN	24V DC	300mm	Aluminum	Tempered glass	0.5m cable	CD: Daylight CN: Natural white	12.5W	0.676kg
CLK6S-24AAG-CD	24V DC	600mm	Aluminum	Tempered glass	0.5m cable	Daylight	25W	1.222kg

Optional Parts

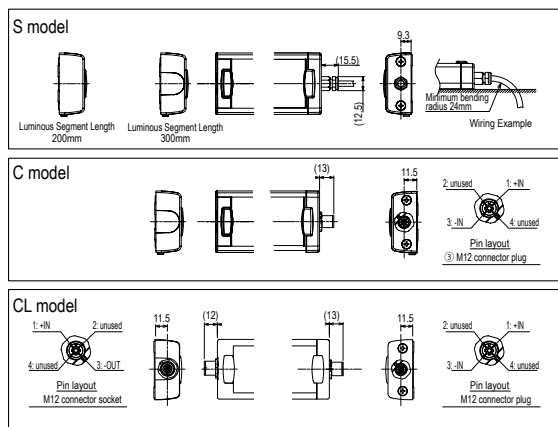
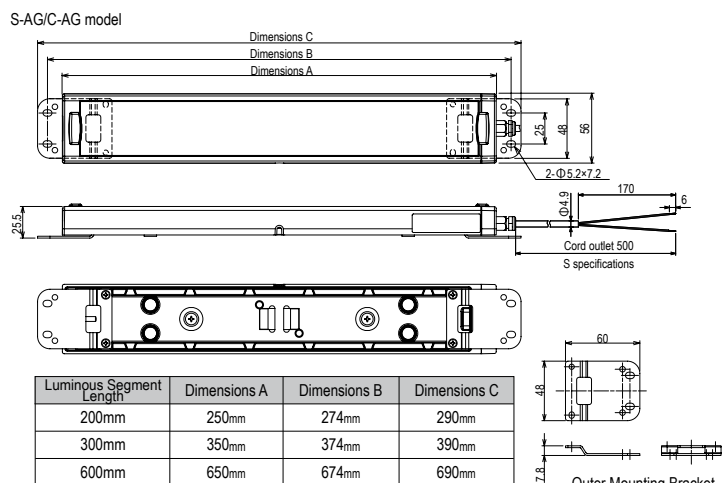
For details refer to P. 107 to P. 112

Product Name	Model Number
Outer Mounting Bracket	CLK-001
Swivel Bracket	SZ-320KS (1 pair)

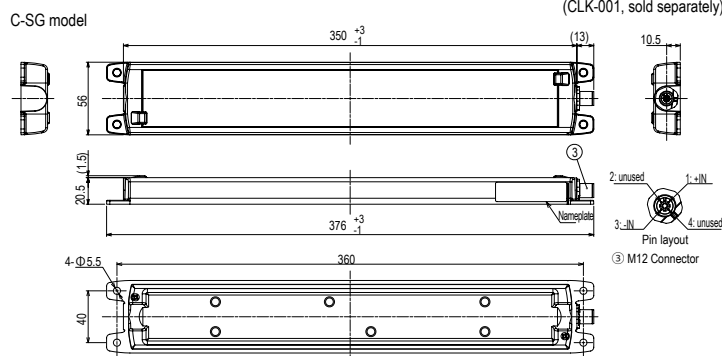
Specifications

Description	Distance	Luminous Segment Length		
		200mm	300mm	600mm
Illuminance (Center, typical)	At 1.0m	820lx	1,200lx	2,100lx
	At 2.0m	200lx	300lx	580lx

Dimensions (mm)




Caution
Please waterproof and oil-proof the end of the cable if it will come in contact with water or be in a low temperature environment.



LED Work Light

CWK

LED	Indoor Use	Mounting in All Directions	Ambient Temperature -10°C~+50°C	Daylight
CE / RoHS10	UL	FCC	IP66G	IP67G



CWK

IO-Link/LAN
USB/PoE
Wireless

Signal Tower

Beacon

Audible Alarms
and MP3 Voice
Annunciators

Hybrid Signaling
Devices

LED Illumination

Optional Parts

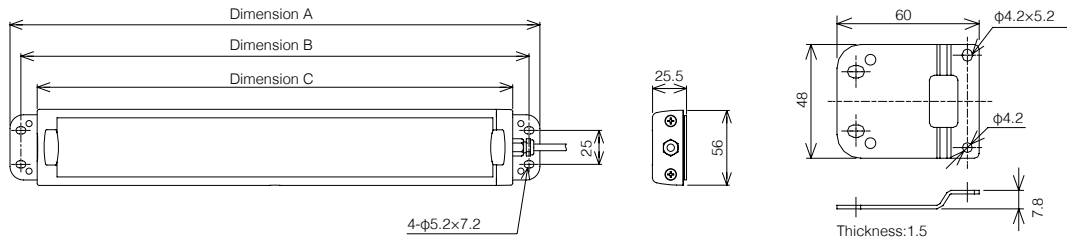
Model Number Configuration

CWK2S-24-CD

① ② ③ ④

- ① Length
2 = 200mm
3 = 300mm
6 = 600mm
- ② Wiring Type
S = Side-exiting Cable
- ③ Rated Voltage
24 = 24V DC
- ④ Luminous Color
CD = Daylight

Dimensions (mm)



Model Number	Dimension A	Dimension B	Dimension C
	Overall Length	Mounting Pitch	Body Length
CWK2S-24-CD	290mm	274mm	250mm
CWK3S-24-CD	390mm	374mm	350mm
CWK6S-24-CD	690mm	674mm	650mm

Optional Parts

For details refer to P. 107 to P. 112

Product Name	Model Number
Swivel Bracket	SZ-320KS (1 pair)

Specifications

Description	200mm	300mm	600mm
Illuminance (@1m, center, typical)	600lx	850lx	1500lx

Product List

Model Number	Rated Voltage	Luminous Color	Power Consumption	Mass
CWK2S-24-CD	24V DC	Daylight	8.64W	0.6kg
CWK3S-24-CD	24V DC	Daylight	11.52W	0.75kg
CWK6S-24-CD	24V DC	Daylight	23.04W	1.23kg

LED Work Light

CLN-A

- LED
- Indoor Use
- Mounting in All Directions
- Ambient Temperature -40°C~+60°C
- Daylight
- CE / RoHS10
- UL
- IP66G
- IP67G
- IP69K

Tilt Type

Pan/Tilt Type



Model Number Configuration

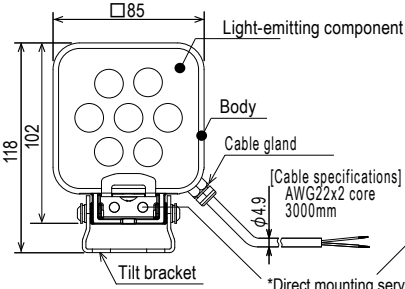
CLN-24A-CD-T

①

① Mounting
T = Tilt Type
PT = Pan/Tilt Type

Dimensions (mm)

■ Tilt only (T type)



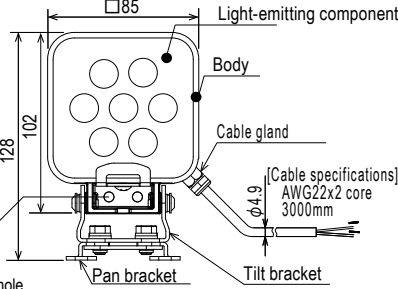
Mounting pitch (2-M6, 26 pitch)

■ Tilt only (T type)



Can tilt 180° and can be folded to 33mm for easier installation.

■ Pan/Tilt (PT type)



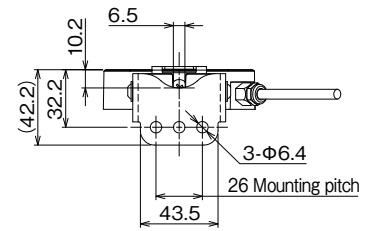
Mounting pitch (2-M6, 45 pitch)

■ Pan & Tilt (PT type)

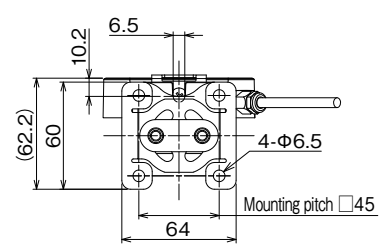


Can tilt 180° or rotated 120° to fit any application. Can be folded to 43mm for easier installation.

Mounting dimensions (T type)



Mounting dimensions (PT type)



Product List

Model Number	Rated Voltage	Luminous Color	Power Consumption	Mass
CLN-24A-CD-T	24V DC	Daylight	4.2W	0.39kg
CLN-24A-CD-PT	24V DC	Daylight	4.2W	0.46kg

Specifications

Description	Distance	
Illuminance (Center, typical)	At 1.0m	820lx
	At 2.0m	200lx

LED Work Light

CLE

LED **Indoor Use** **Mounting in All Directions** **Ambient Temperature -25°C~+60°C**
CE / RoHS10 **IP65F**



CLE-24 (Wide Angle Type)



CLE-24N (Narrow Angle Type)

Model Number Configuration

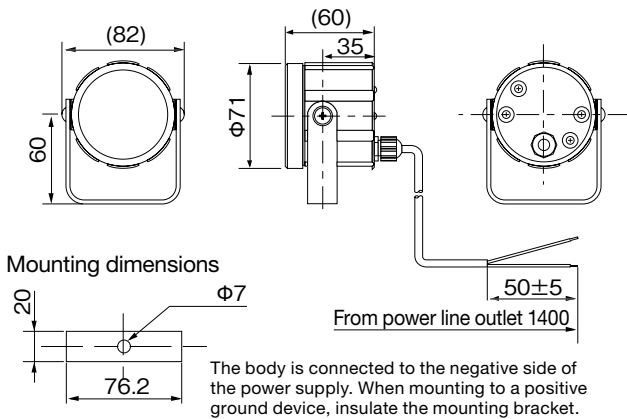
CLE-24N

① ②

① Rated Voltage
24 = 24V DC

② Irradiation Type
None = Wide Angle Type
N = Narrow Angle Type

Dimensions (mm)



Specifications

Luminous Intensity	None: 25cd or more N: 160cd or more
---------------------------	--

Product List

Model Number	Lens	Rated Voltage	Power Consumption	Mass
CLE-24	Translucent	24V DC	1.3W	0.3kg
CLE-24N	Clear (narrow angle type)	24V DC	1.3W	0.3kg

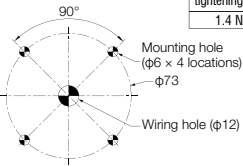
Wall Mounting



Circular Bracket
SZW-001W

Compatible products
LR series

Mounting dimensions



M5 Screws
Recommended
tightening torque
1.4 N·m

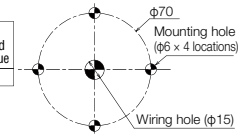
Material: SPCE



Wall Mount Waterproof Bracket
(For $\Phi 80\text{mm}/\Phi 100\text{mm}$)
SZK-101

Compatible products
SKS / SKH
SF08 / SF10
SL08 / SL10
LR10

Mounting dimensions



M5 Screws
Recommended
tightening torque
1.4 N·m

Material: PC



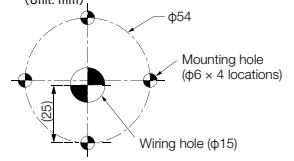
* 3-screw types require rubber gasket.




Wall Mount Bracket

SZK-002W/U/K
Compatible products
LR4 / LR5

Mounting dimensions



M5 Screws
Recommended
tightening torque
1.4 N·m



SZK-003W/U/K
Compatible products
LR6 / LR7 / WDB / LA6

SZK-004W
Compatible products
LR6 / LR7 / LA6



Wiring can pass
through bracket.

Material: PC



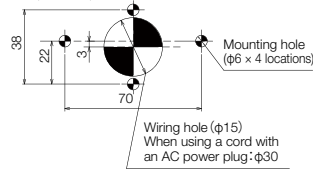
* Compatible M16xP1.5 cable gland sold separately.



Wall Mount Bracket
(For $\Phi 80\text{mm}/\Phi 100\text{mm}$)
SZK-102

Compatible products
SKS / SKH
SF08 / SF10
SL08 / SL10
LR10

Mounting dimensions



M5 Screws
Recommended
tightening torque
1.4 N·m

Material: SUS304



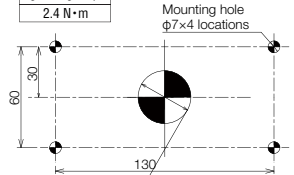
Wiring hole (φ15)
When using a cord with
an AC power plug: φ30



Wall Mount Bracket
(For $\Phi 150\text{mm}$)
SZK-103

Compatible products
SKP / SL15

Mounting dimensions



M6 Screws
Recommended
tightening torque
2.4 N·m

Material: SUS304



Wiring hole (φ15)
When using a cord with
an AC power plug: φ30



**Cover for
Wall Mount Bracket**
SZK-104

Compatible products
SZK-102

Safety Note: Use Wall Mount Bracket Cover when
installing M12 type units to prevent
wiring from being exposed.

Material: PC



**Cover for
Wall Mount Bracket**
SZK-105

Compatible products
SZK-103

Safety Note: Use Wall Mount Bracket Cover when
installing M12 type units to prevent
wiring from being exposed.

Material: PC



Wall Mount Bracket
SZ-007

Compatible products
SKS-M1 / SKH-M1
SF08-M1J / SF10-M1J
SL08-M1J / SL10-M1J

(Models with a mounting
pitch of φ50 or φ70.)



Wall Mount Bracket
SZ-008

Compatible products
SKS-M1 / SKH-M1 / SKP-M1
SF08-M1J / SF10-M1J
SL08-M1J / SL10-M1J / SL15-M1J

(Models with a mounting pitch of
φ50, φ70, φ120, φ140, and □74.)



**Wall Mount Bracket
with Cover**
SZ-023

Compatible products
SKS / SKH / SKP
SF08-J / SF10-J
SL08-J / SL10-J / SL15-J

(Models with a mounting pitch of
φ50, φ70, φ120, φ140, and □74.)

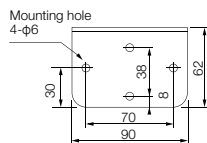
Material: SECC
Bracket SECC
Bracket cover AES



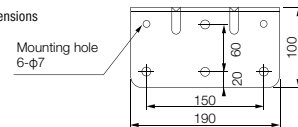
Material: SECC



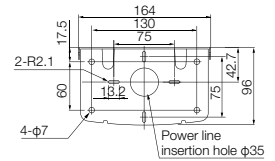
Mounting dimensions



Mounting dimensions



Mounting dimensions



Wall Mount Bracket
NE-002D

Compatible products
NE-A / NE-USB / NE-IL



Wall Mount Bracket
RF-001

Compatible products
RFV / RFT



Wall Mount Bracket
SZ-110 (Off-white)

SZ-110D (Dark gray)

SZ-110S (Silver)

Compatible products
LS7

Material: PC



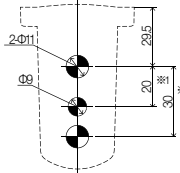
Material: ABS



Material: ABS



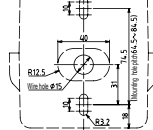
Mounting dimensions



Screws/Nuts	
※	1: M8 x 2 pcs
※	2: M10 x 2 pcs

Recommended tightening torque	
2.4N·m	

Mounting dimensions

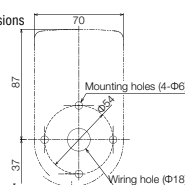


Installation image



* Attach using two M6 screws.

Mounting dimensions



Wall Mounting

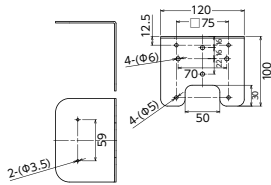


Wall Mount Bracket
(Exposed wiring type)
NH-001

Compatible products
NHV/NHB

Material: SECC
RoHS 10

Mounting dimensions (Unit:mm)

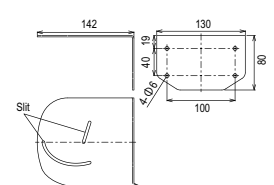


Wall Mount Bracket
(Exposed wiring type)
NH-WST2

Compatible products
LA6-POE

Material: SECC
RoHS 10

Mounting dimensions (Unit:mm)



For T-type Aluminum Pole



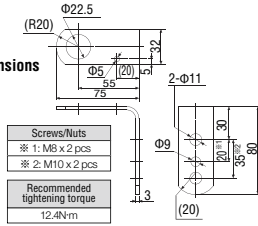
L-bracket
SZL-001

Compatible products
LR Series

Corresponding pole
POLE22-AT

Material: SPHC-P
RoHS 10

Mounting dimensions
(Unit:mm)



For N-type Aluminum Pole



Circular Multi-mount Bracket
SZP-001W/U/K

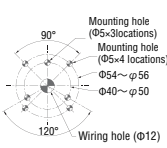
Compatible products
LR series

Corresponding pole
POLE22-AN

Material: PC
RoHS 10

Mounting dimensions
(Unit:mm)

M4 Screws
Recommended tightening torque
0.6 N·m



Circular Bracket
SZP-002U

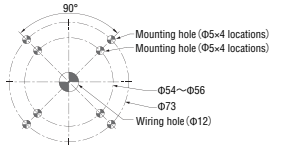
Compatible products
LR series

Corresponding pole
POLE22-AN

Material: ADC12
RoHS 10

Mounting dimensions
(Unit:mm)

M4 Screws
Recommended tightening torque
0.6 N·m



For N/T-type



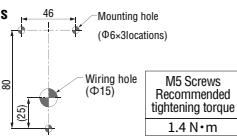
Wall Mount Bracket
SZK-001U

Compatible products
LR series

Corresponding pole
POLE22-AN
POLE22-AT

Material: ADC12
RoHS 10

Mounting dimensions
(Unit:mm)



Circular Bracket
SZP-003W/U/K

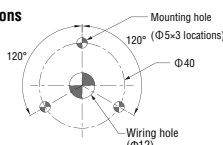
Compatible products
LR series

Corresponding pole
POLE22-AN

Material: PC
RoHS 10

Mounting dimensions
(Unit:mm)

M4 Screws
Recommended tightening torque
0.6 N·m



Folding Bracket
SZQ-001W

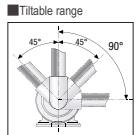
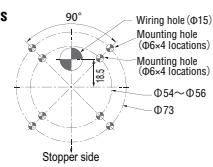
Compatible products
LR series

Corresponding pole
POLE22-AN

Material: PC
RoHS 10

Mounting dimensions
(Unit:mm)

M5 Screws
Recommended tightening torque
1.4 N·m



Pole Mounting



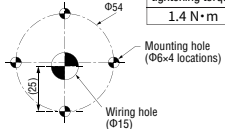
Upper Bracket
SZP-101

Compatible products
SKH / SF10 / SL10

Corresponding pole
POLE22-AN
POLE22-AT

Material: PC
RoHS 10

Mounting dimensions
(Unit:mm)



NPT Bracket
SZP-102

Compatible products
SKS / SF08 / SL08

Material: AL
RoHS 10



NPT Bracket
SZP-103

Compatible products
SKH / SF10 / SL10

Material: AL
RoHS 10



NPT Bracket
SZP-104

Compatible products
SKP / SL15

Material: AL
RoHS 10



NPT Bracket
SZP-090U

Compatible products
LR4-WJ / LR5-WJ / LR5-WT / LR5-KT

Material: AL
RoHS 10



NPT Bracket
SZP-091U

Compatible products
LR6-WJ / LR7-WJ / LR7-WT / LR7-KT

Material: AL
RoHS 10

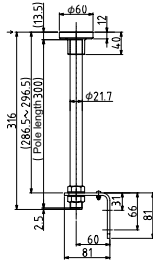
* Use mounting rubber gasket when installing 3-screw mounting type units. Bracket does not support AC cord with plug.

Poles and Pole Assemblies

φ60 mm



SZ-70L Compatible products LA6
Mounting dimensions (Unit: mm)



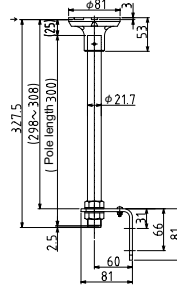
Materials: ADC12, Carbon Steel Tubes for Machine Structural Purposes 11 type A, SPHC, EPT

RoHS 10

φ81 mm



SZ-30L Compatible products SKH-EA
Mounting dimensions (Unit: mm)

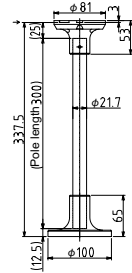


Materials: ADC12, Carbon Steel Tubes for Machine Structural Purposes 11 type A, SPHC, EPT

RoHS 10



SZ-30T Compatible products SKH-EA
Mounting dimensions (Unit: mm)



Circular mount SZ-010 type included
 Materials: ADC12, Carbon Steel Tubes for Machine Structural Purposes 11 type A

RoHS 10

Steel Pole



22POLE-300 Compatible products LA6
22POLE-500 Compatible products LA6
22POLE-1000 Compatible products LA6

Materials: carbon steel pipes for ordinary piping

RoHS 10

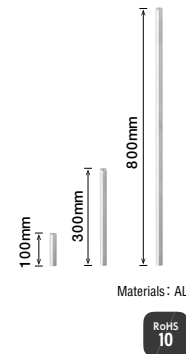
Aluminum Pole

(Bind tapping screw for affixing pole (2 screws) included)

*When cutting the poles, do not cut with pole cutters. Use a fret saw, power saw, or jigsaw.
 *If changing from direct mounting type to pole mounting type, please purchase pole brackets together with the aluminum pole.

N type	100mm	Type: POLE22-0100AN(K)	T type	100mm	Type: POLE22-0100AT
	300mm	Type: POLE22-0300AN(K)		300mm	Type: POLE22-0300AT
	500mm*	Type: POLE22-0500AN	Nut included	500mm	Type: POLE22-0500AT
NK type	800mm*	Type: POLE22-0800AN(K)		800mm	Type: POLE22-0800AT
	1000mm*	Type: POLE22-1000AN		1000mm	Type: POLE22-1000AT

*Compatible brackets: SZK-001U, SZP-002U, SZ-010 *We accommodate pole lengths other than the above as custom orders.
 Compatible pole lengths: 150mm, 200mm, 250mm, 350mm, 400mm, 450mm, 600mm, 700mm, 900mm



Materials: AL

RoHS 10

POLE-800A21+00109

Compatible products SZP-004W

POLE-300A21+00109

Compatible products SZP-004W

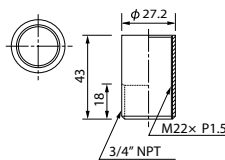
POLE-100A21+00109

Compatible products SZP-004W

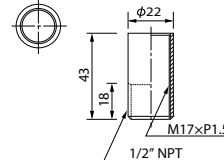
NPT Adaptor



SZ-904



SZ-903

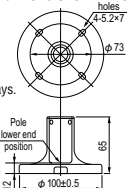


Pole Bracket



SZ-010 (For φ21.7 Pole)

Mounting dimensions (Unit: mm)



Compatible products LA6 / LR6-USB / WDB
 *The cable cannot be laid out sideways.

Corresponding pole POLE22-AN, POLE22-AT, POLE-A21

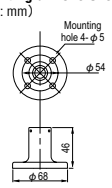
Material: ADC12

RoHS 10



SZ-016A (For φ21.7 Pole)

Mounting dimensions (Unit: mm)



Compatible products LA6 / LR6-USB / WDB

Corresponding pole POLE-A21

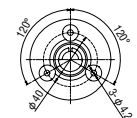
Material: ADC12

RoHS 10



SZP-004W

Mounting dimensions (Unit: mm)



Compatible products LR6-USB (POLE-□00A21 used with +00109), WDB

Corresponding pole POLE-A21

Materials: ADC

RoHS 10

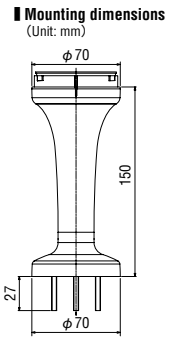
Platform Bracket



SZ-100 (Off-white)
 SZ-100D (Dark Gray)
 SZ-100S (Silver Coating)

Compatible products
 LS7

Material: Heat-resistant ABS
 RoHS 10



Pole Bracket



NE-001D
 Compatible products
 NE-A / NE-USB / NE-IL
 Corresponding pole
 POLE22-AN (excluding NE-IL)
 POLE22-AT (excluding NE-IL)
 POLE-A21

Material: PC
 RoHS 10

Multi-mount Bracket



SZ-130
 Compatible products
 LS7
 RoHS 10

Material: PC

Partition Mounting Bracket



NH-002
 Compatible products
 NHV/NHB
 RoHS 10

Material: SECC

Desktop Platform



SZW-060W
 Compatible products
 LA6-5DTNWB-POE,
 LA6-5AWJWB-RYGBC
 RoHS 10



SZW-002W
 Compatible products
 LR4-02WJ, LR5-0□W□
 LR6-02WJ, LR6-ILWM, LR6-USB, WDB
 RoHS 10

Material: SECC

Rack Mounting Bracket



NBM-ANG
 Compatible products
 NBM
 RoHS 10

Material: SECC

Ceiling Mounting Bracket



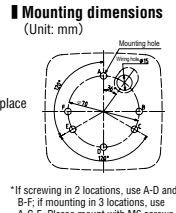
SZW-101
 Compatible products
 SKH/SF10/SL10/LR10
 RoHS 10

Material: SPCE



RF-002
 Compatible products
 RFV, RFT
 *It cannot be used in a place exposed to water.
 RoHS 10

Material: ABS



*If screwing in 2 locations, use A-D and B-F; if mounting in 3 locations, use A-C-E. Please mount with M6 screws.

Rubber Gasket



SZW-102
 Compatible products
 SKS / SF08 / SL08
 3-point bolt foot mounting type
 RoHS 10

Material: Silicon



SZW-103
 Compatible products
 SKH/SF10/SL10
 3-point bolt foot mounting type
 RoHS 10

Material: Silicon

Serial Cable



WDX-SC01
 Approximately 3m long.
 Compatible products
 WDB
 RoHS 10

WD System Setup Kit



WDX-4LRB
 Compatible products
 WDT-4LR-Z2
 RoHS 10



WDX-5LRB
 Compatible products
 WDT-5LR-Z2
 RoHS 10



WDX-6LRB
 Compatible products
 WDT-6LR-Z2
 RoHS 10

WD System Setup Software



WDS-WIN01
 Compatible products
 WDR-Z2-PRO / WDR-Z2
 * Free version is limited to changing the transmitter and receiver settings. Data collection only available with paid license.

Tint Film



NHP-TF
 Compatible products
 PHE-3FB3
 RoHS 10

Universal AC Adapter



ADP-001
 Compatible products
 NH / NBM-D88N / PHE-3FB3 / PHC-D08 / WDR-LE-Z2-PRO(-L) / WDR-LE-Z2 / WDX-4LRB / WDX-5LRB / WDX-6LRB
 Certified and or Approved Countries:
 Japan, U.S.A., Canada, Europe, China, Taiwan, Korea, Indonesia, Thailand, Philippines, Vietnam
 RoHS 10

Speaker

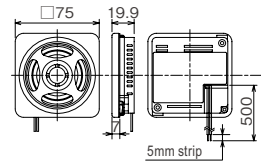


SPB-2E-W(Off-white)

2W 8Ω

RoHS
10

Mounting dimensions
(Unit: mm)

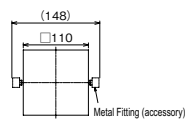


SPB-5E(Light Gray)

5W 8Ω

RoHS
10

Mounting dimensions
(Unit: mm)

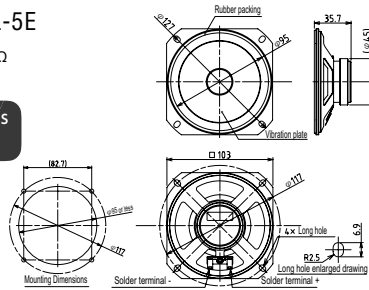


SPL-5E

5W 8Ω

RoHS
10

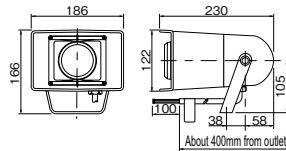
Mounting dimensions
(Unit: mm)



SPW-5E(Light Gray)

5W 8Ω

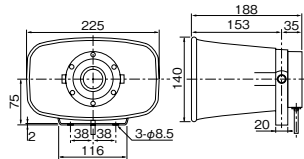
Mounting dimensions
(Unit: mm)



SPH-10EA

10W 8Ω

Mounting dimensions
(Unit: mm)



Cable Gland



REL-001

Compatible products
REL / EDLR

RoHS
10

Materials:
Copper alloy, nickel plating

SD Card




SDV-2GP

2GB

Compatible products
Various voice annunciator alarms

RoHS
10

Mounting Bracket

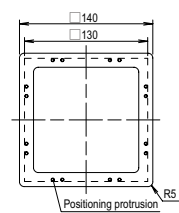


BK-001

Compatible products
BK / BKV / SPB-5E
BK-001
Can be used to install older
products with □130mm
mounting holes.

RoHS
10

Mounting dimensions
(Unit: mm)

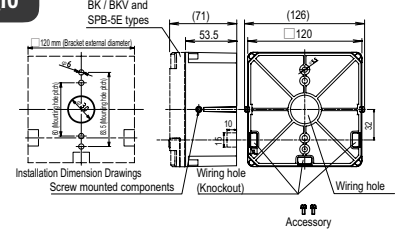


BK-002-J (Light gray)
BK-002-K (Dark gray)

Compatible products
BK / BKV / SPB-5E

RoHS
10

Mounting dimensions
(Unit: mm)





RoHS 10

Connector with cable
(OMRON model)
SZ-120-02 (2m)
(XS2F-D821-DH0-R)

SZ-120-05 (5m)
(XS2F-D821-GH0-R)

SZ-120-10 (10m)
(XS2F-D821-JH0-R)

Compatible products
LS7-C, LR4-WC, LR6-WC/WM

Mounting Bracket for LED Work Light



SZ-310AR
Rear Screw Mount Bracket (2 included)

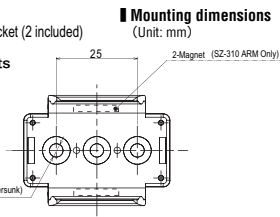


SZ-310ARM
Rear Magnetic Mount Bracket (2 included)

Compatible products
CLA-A

Material: PC

RoHS 10

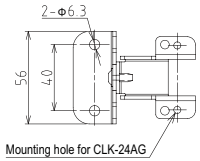


Materials:
Cold rolled stainless steel plate
(SUS304)

SZ-320KS

Compatible products
CLK / CLK-A / CWK

Mounting dimensions
(Unit: mm)



RoHS 10



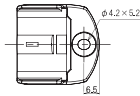
SZ-310AS
Side Screw Mount Bracket (2 included)

Compatible products
CLA-A

Material: PC

RoHS 10

Mounting dimensions
(Unit: mm)

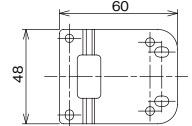


Material:
Cold rolled stainless steel
plate (SUS304)

CLK-001

Compatible products
CLK / CLK-A

Mounting dimensions
(Unit: mm)



RoHS 10



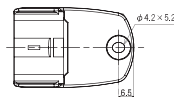
SZ-310ASB
Side Screw Mount Bracket
Compatible with CLB-24N. (2 included)

Compatible products
CLA-A

Material: PC

RoHS 10

Mounting dimensions
(Unit: mm)




Material: SUS304

CWF-001
Swivel Bracket

Compatible products
CWF

RoHS 10



※ Accessory Bracket Screw 2pcs included.
Mounting screws not included.



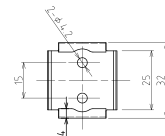
SZ-310EU
Stainless Steel Rear Screw Mount Bracket, silver

Compatible products
CLA-A

Material: Stainless Steel

RoHS 10

Mounting dimensions
(Unit: mm)



Material: Neodymium Magnet

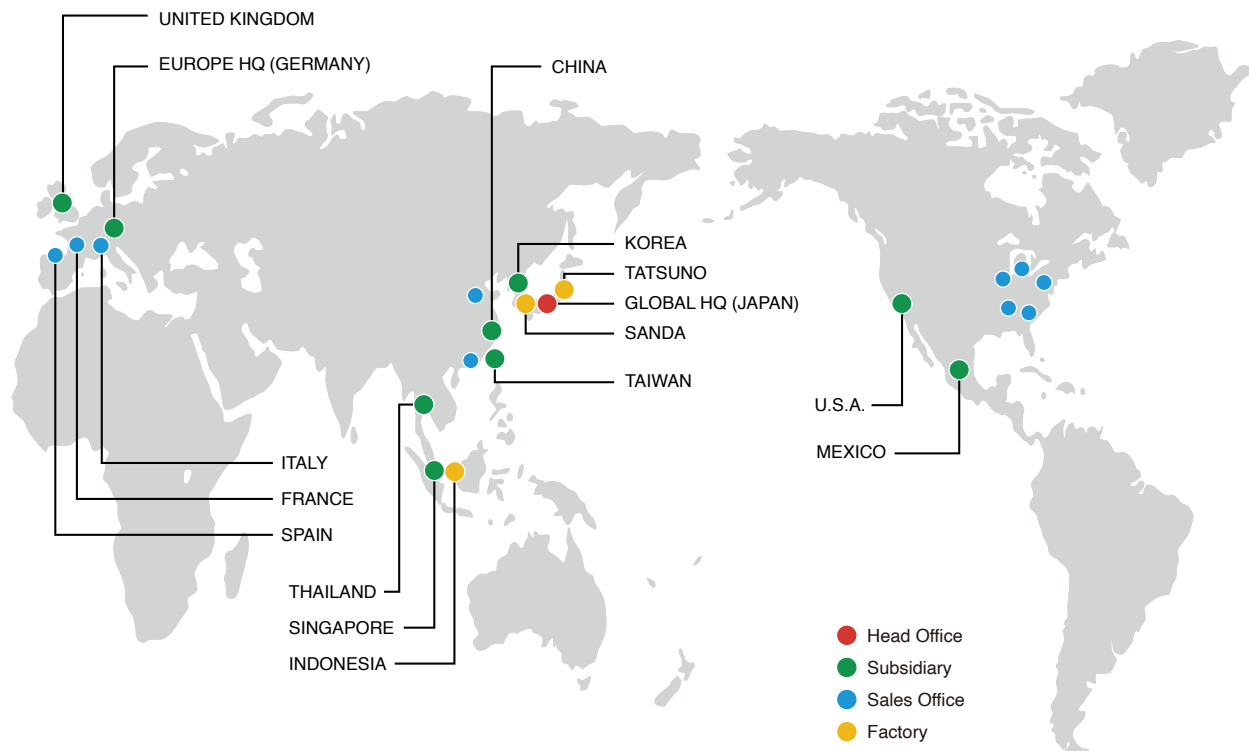
CWF-002
Magnetic Mounting Bracket

Compatible products
CWF

RoHS 10

※ Accessory Bracket Screw 2pcs included

PATLITE® Global Network



PATLITE Corporation

www.patlite.com

PATLITE (U.S.A.) Corporation

PATLITE MEXICO S.A. de C.V.

PATLITE Europe GmbH

PATLITE UK LTD

PATLITE (CHINA) Corporation

PATLITE KOREA CO., LTD.

PATLITE TAIWAN CO., LTD.

PATLITE (THAILAND) CO., LTD.

PATLITE (SINGAPORE) PTE LTD

PT. PATLITE INDONESIA

- PATLITE, the PATLITE logo are either registered trademarks or trademarks of PATLITE Corporation in JAPAN and/or other countries.
- MPEG Layer-3 audio coding technology licensed from Fraunhofer IIS and Thomson Licensing.
- The names of other companies and products are trademarks or registered trademarks of their respective companies.

⚠ CAUTION

To ensure correct use of these products, read the "Instruction Manual" prior to use. Failure to follow all safeguards can result in fire, electric shock, or other accidents. Specifications are subject to change without notice.